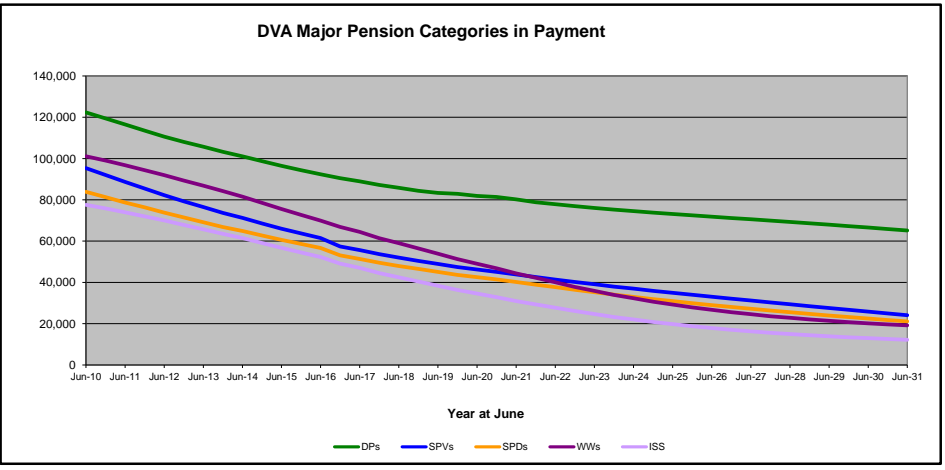
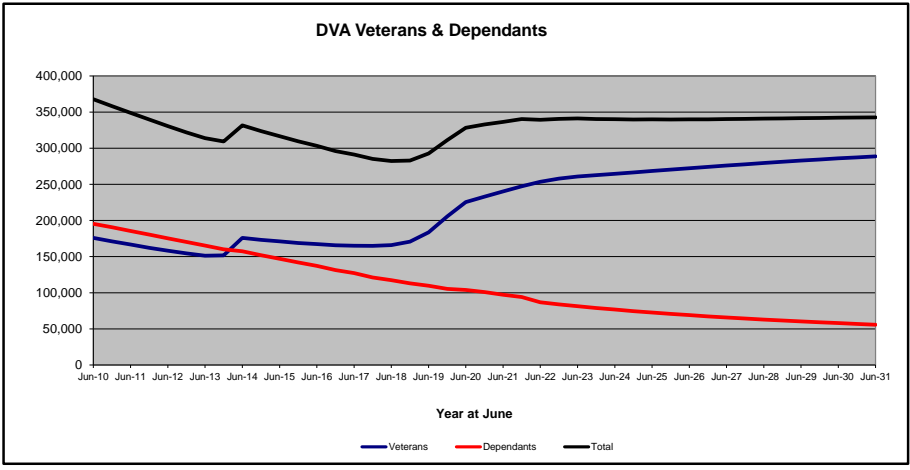


**DVA PROJECTED BENEFICIARY NUMBERS WITH ACTUALS TO 31 DECEMBER 2021 - AUSTRALIA**

**Executive Summary of DVA Beneficiaries in Receipt of Pension(s), Allowance(s) or Health Care**

BENEFICIARY CATEGORY	ACTUAL DATA												FORECAST DATA											
	June 2010	June 2011	June 2012	June 2013	June 2014	June 2015	June 2016	June 2017	June 2018	June 2019	June 2020	June 2021	Dec 2021	June 2022	June 2023	June 2024	June 2025	June 2026	June 2027	June 2028	June 2029	June 2030	June 2031	
<b>Veterans :</b>																								
Disability Compensation Payment Recipients*	122,355	116,498	110,644	105,705	101,059	96,493	92,374	88,974	85,811	83,363	81,918	80,252	78,850	77,900	76,100	74,500	73,200	71,800	70,600	69,300	68,000	66,600	65,100	
Age Pension Veterans (Included Above)	3,006	2,771	2,562	2,405	2,244	2,151	2,097	2,026	1,940	2,058	2,096	2,148	2,159	2,200	2,200	2,300	2,300	2,400	2,500	2,500	2,600	2,600	2,700	
Service Pension Veterans	95,363	88,652	82,229	76,523	71,266	66,016	61,504	55,641	52,011	48,958	46,244	43,844	42,593	41,400	39,100	37,000	35,000	33,100	31,200	29,400	27,600	25,900	24,100	
Disability Compensation Payment Recipient & Service Pension Veteran Overlap*	62,077	58,300	54,638	51,371	48,307	45,206	42,542	38,738	36,604	34,688	32,988	31,454	30,624	29,800	28,200	26,800	25,300	23,900	22,400	21,000	19,500	18,100	16,600	
Treatment Cards, Allowances or Accepted Disabilities Only	20,353	19,803	19,974	20,383	51,867	53,713	55,968	59,194	64,606	86,032	130,372	147,589	156,570	164,100	174,000	179,900	185,700	191,300	196,600	201,800	206,900	211,600	216,100	
MRCA Veterans	n/a	n/a	n/a	n/a	16,732	19,561	22,337	25,596	29,612	36,875	43,169	48,985	50,990	54,400	61,500	68,400	75,100	81,500	87,700	93,700	99,600	105,300	110,800	
DRCA Veterans	n/a	n/a	n/a	n/a	50,223	50,757	51,388	52,019	52,588	54,242	56,341	57,679	58,335	59,200	61,100	62,900	64,600	66,300	67,800	69,200	70,500	71,700	72,700	
<b>Total Veterans</b>	<b>175,994</b>	<b>166,653</b>	<b>158,209</b>	<b>151,240</b>	<b>175,934</b>	<b>171,016</b>	<b>167,304</b>	<b>165,071</b>	<b>165,824</b>	<b>183,665</b>	<b>225,546</b>	<b>240,231</b>	<b>247,389</b>	<b>253,600</b>	<b>260,900</b>	<b>264,700</b>	<b>268,500</b>	<b>272,300</b>	<b>276,000</b>	<b>279,600</b>	<b>282,900</b>	<b>286,000</b>	<b>288,800</b>	
<b>Dependants :</b>																								
Service Pension Dependants	83,879	78,716	73,827	69,174	64,902	60,631	56,670	51,329	47,928	45,071	42,520	40,216	38,934	37,700	35,300	33,000	30,900	29,000	27,200	25,500	24,000	22,500	21,100	
War Widow(er)s	101,090	96,761	91,925	86,865	81,531	75,536	69,960	64,500	59,001	53,899	49,000	44,391	42,220	40,100	35,900	32,300	29,300	26,700	24,600	22,800	21,400	20,200	19,200	
Orphans	190	187	179	171	177	173	150	157	155	150	136	143	153	160	180	180	190	190	190	180	180	170	160	
Adequate Means of Support (AMS) **	449	431	419	408	398	382	367	355	331	320	304	290	283	280	280	270	270	260	260	250	250	240	230	
Age Pension Partners	2,161	2,008	1,850	1,716	1,545	1,470	1,408	1,324	1,257	1,248	1,285	1,284	1,281	1,200	1,100	1,000	1,000	900	800	800	700	700	600	
Commonwealth Seniors Health Cards (CSHC) Dependants	4,153	4,100	3,849	3,694	3,214	3,055	2,835	4,449	2,660	2,621	2,475	2,277	2,161	2,100	1,900	1,700	1,600	1,400	1,300	1,200	1,100	1,100	1,000	
Defence Force Income Support Supplement (DFISA) Dependants ***	7,282	6,974	6,567	6,228	5,879	5,811	5,711	5,460	5,404	5,540	5,476	5,515	5,446	0	0	0	0	0	0	0	0	0	0	
MRCA Dependants	n/a	n/a	n/a	n/a	158	177	188	219	252	294	336	385	420	400	500	500	500	600	600	600	600	700	700	
Other Dependants	411	425	530	590	2,607	2,513	2,526	2,477	2,671	2,860	4,375	4,716	5,074	5,900	7,300	8,500	9,600	10,600	11,300	12,000	12,500	12,900	13,100	
Total Overlap Between Dependand Categories	4,230	4,036	3,766	3,513	3,028	2,827	2,659	3,050	2,301	2,240	2,101	1,972	1,892	1,000	900	800	700	600	600	500	500	400	400	
<b>Total Dependants</b>	<b>195,385</b>	<b>185,566</b>	<b>175,380</b>	<b>165,333</b>	<b>157,383</b>	<b>146,921</b>	<b>137,156</b>	<b>127,220</b>	<b>117,358</b>	<b>109,760</b>	<b>103,806</b>	<b>97,245</b>	<b>94,080</b>	<b>86,800</b>	<b>81,500</b>	<b>76,800</b>	<b>72,700</b>	<b>69,000</b>	<b>65,800</b>	<b>62,900</b>	<b>60,300</b>	<b>58,000</b>	<b>55,700</b>	
<b>Total Veterans and Total Dependants Overlap</b>	<b>3,564</b>	<b>3,290</b>	<b>2,968</b>	<b>2,693</b>	<b>1,590</b>	<b>1,366</b>	<b>1,172</b>	<b>1,006</b>	<b>894</b>	<b>844</b>	<b>1,042</b>	<b>1,066</b>	<b>1,082</b>	<b>1,100</b>	<b>1,200</b>	<b>1,200</b>	<b>1,300</b>	<b>1,400</b>	<b>1,500</b>	<b>1,500</b>	<b>1,600</b>	<b>1,700</b>	<b>1,700</b>	
<b>Nett Total Clients ****</b>	<b>367,815</b>	<b>348,929</b>	<b>330,621</b>	<b>313,880</b>	<b>331,727</b>	<b>316,571</b>	<b>303,288</b>	<b>291,285</b>	<b>282,314</b>	<b>292,674</b>	<b>328,310</b>	<b>336,410</b>	<b>340,387</b>	<b>339,300</b>	<b>341,300</b>	<b>340,300</b>	<b>339,900</b>	<b>340,000</b>	<b>340,400</b>	<b>341,000</b>	<b>341,700</b>	<b>342,300</b>	<b>342,800</b>	

\* Starting on 1 January 2022, the Disability Pension has been renamed to the Disability Compensation Payment. This was done to reflect the fact that the Disability Pension is not an income support pension but is instead a compensation payment.  
 \*\* Adequate Means of Support Pensions (AMS) were granted prior to 6 June 1985. AMS is paid by DVA if the death of an ex-service man or woman is accepted to have been due to war service, and that person's death left a dependant or other near relative without adequate means of support.  
 \*\*\* DFISA was abolished on 1 January 2022, since the payment became redundant when DVA's Disability Compensation Payment and some other relevant DVA payments were exempted from means tests for social security income support.  
 \*\*\*\* From June 2014 this report contains a more complete count of total DVA clients. The previous count; Net Total Beneficiaries; included all persons receiving a VEA pension/allowance or holding a treatment or pharmaceutical entitlement card.  
 In contrast, the Nett Total Client count also includes any veteran with one or more service related disabilities accepted under the DRCA or the MRCA as well as dependent children of veterans currently receiving student payments under the VCES or MRCAETS



Date of Most Recent Actual Data : 4 January 2022

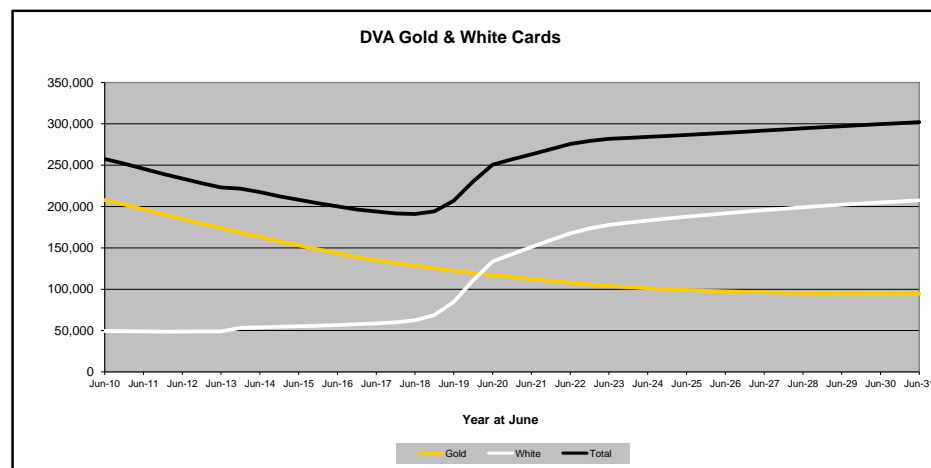
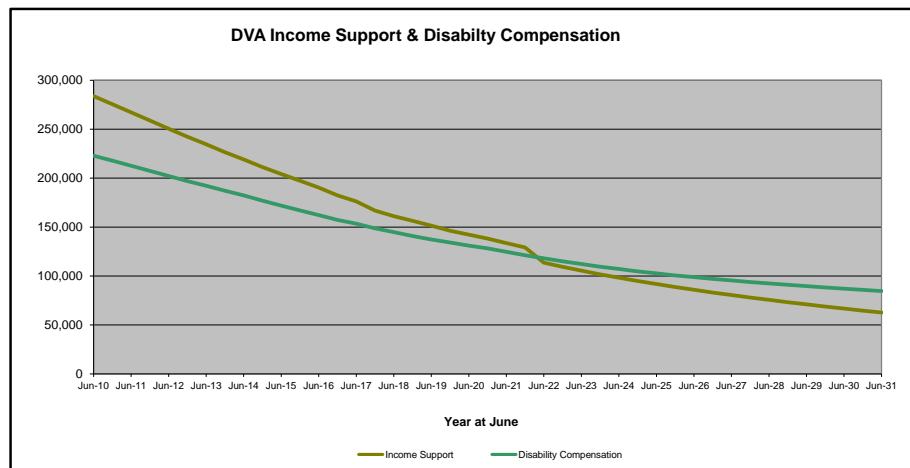
Continued next page

# DVA PROJECTED BENEFICIARY NUMBERS WITH ACTUALS TO 31 DECEMBER 2021 - AUSTRALIA

## Executive Summary of DVA Beneficiaries in Receipt of Pension(s), Allowance(s) or Health Care

BENEFICIARY CATEGORY (Subsets of Net Total Beneficiaries on Previous Page)	ACTUAL DATA													FORECAST DATA										
	June 2010	June 2011	June 2012	June 2013	June 2014	June 2015	June 2016	June 2017	June 2018	June 2019	June 2020	June 2021	Dec 2021	June 2022	June 2023	June 2024	June 2025	June 2026	June 2027	June 2028	June 2029	June 2030	June 2031	
<b>Health Treatment Card Holders :</b>																								
Gold Cards	207,945	196,619	185,031	174,168	163,578	153,033	143,635	135,263	128,517	122,536	117,072	112,146	110,025	108,000	104,100	101,200	99,000	97,400	96,300	95,500	95,000	94,800	94,600	
White Cards	49,621	48,986	48,769	49,013	53,984	55,148	56,610	58,705	62,450	84,624	133,539	151,019	159,351	167,800	177,700	183,100	187,700	191,900	195,600	199,100	202,200	205,000	207,500	
<b>Total Health Treatment Cards</b>	<b>257,566</b>	<b>245,605</b>	<b>233,800</b>	<b>223,181</b>	<b>217,562</b>	<b>208,181</b>	<b>200,245</b>	<b>193,968</b>	<b>190,967</b>	<b>207,160</b>	<b>250,611</b>	<b>263,165</b>	<b>269,376</b>	<b>275,600</b>	<b>281,900</b>	<b>284,200</b>	<b>286,700</b>	<b>289,200</b>	<b>291,900</b>	<b>294,600</b>	<b>297,200</b>	<b>299,700</b>	<b>302,100</b>	
Repatriation Pharmaceutical Benefits Cards (Orange Cards)	10,614	9,293	7,996	6,817	5,744	4,709	3,799	3,024	2,315	1,774	1,330	981	807	700	500	300	200	100	100	0	0	0	0	
<b>Other Income Support Categories:</b>																								
Income Support Supplement	77,584	73,970	69,989	65,730	61,463	56,725	52,292	47,036	42,464	38,403	34,571	30,984	29,357	27,800	24,700	22,100	19,800	17,900	16,300	15,000	13,900	13,000	12,200	
Age Pensioners	5,167	4,779	4,412	4,121	3,833	3,658	3,538	3,380	3,225	3,338	3,379	3,427	3,438	3,400	3,300	3,300	3,300	3,300	3,300	3,400	3,400	3,400	3,400	
Commonwealth Seniors Health Cards (CSHC)	7,269	7,014	6,428	6,069	5,150	4,698	4,321	7,222	4,098	4,092	3,954	3,670	3,533	3,400	3,200	3,000	2,800	2,600	2,500	2,300	2,200	2,100	1,900	
Defence Force Income Support Supplement (DFISA) (a)	18,678	17,941	17,050	16,159	15,447	15,192	14,784	14,174	13,933	14,328	14,212	14,270	14,154	0	0	0	0	0	0	0	0	0	0	
<b>Total Income Support Beneficiaries (b)</b>	<b>283,823</b>	<b>267,297</b>	<b>250,472</b>	<b>234,603</b>	<b>219,153</b>	<b>204,180</b>	<b>190,423</b>	<b>176,232</b>	<b>161,184</b>	<b>151,543</b>	<b>142,222</b>	<b>133,682</b>	<b>129,248</b>	<b>113,700</b>	<b>105,600</b>	<b>98,400</b>	<b>91,900</b>	<b>86,000</b>	<b>80,600</b>	<b>75,700</b>	<b>71,100</b>	<b>66,800</b>	<b>62,700</b>	
<b>Total Disability Compensation Beneficiaries (c)</b>	<b>222,876</b>	<b>212,749</b>	<b>202,154</b>	<b>192,236</b>	<b>182,345</b>	<b>171,874</b>	<b>162,247</b>	<b>153,463</b>	<b>144,843</b>	<b>137,352</b>	<b>131,050</b>	<b>124,823</b>	<b>121,275</b>	<b>118,200</b>	<b>112,300</b>	<b>107,200</b>	<b>102,800</b>	<b>98,900</b>	<b>95,500</b>	<b>92,500</b>	<b>89,700</b>	<b>87,100</b>	<b>84,700</b>	

- (a) - DFISA was abolished on 1 January 2022, since the payment became redundant when DVA's Disability Compensation Payment and some other relevant DVA payments were exempted from means tests for social security income support.
- (b) - Includes veteran service pensions, dependant service pensions, income support supplement, age pensions, commonwealth seniors health cards and DFISA recipients.
- (c) - Includes disability, war widow, orphan and adequate means of support pensions.



Date of Most Recent Actual Data : 4 January 2022

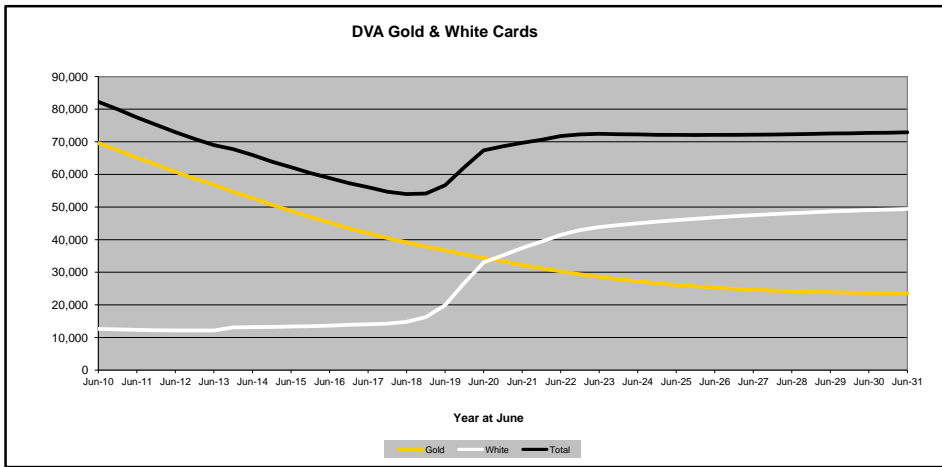
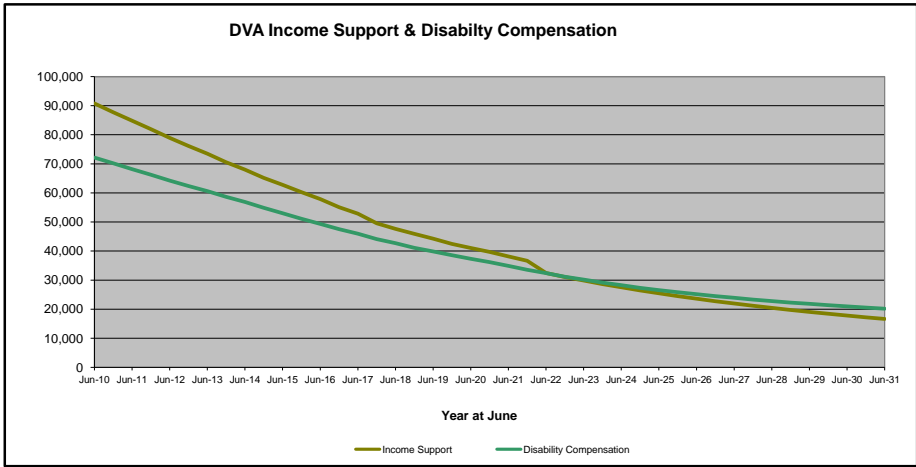


**DVA PROJECTED BENEFICIARY NUMBERS WITH ACTUALS TO 31 DECEMBER 2021 - NEW SOUTH WALES**

**Executive Summary of DVA Beneficiaries in Receipt of Pension(s), Allowance(s) or Health Care**

BENEFICIARY CATEGORY (Subsets of Net Total Beneficiaries on Previous Page)	ACTUAL DATA													FORECAST DATA									
	June 2010	June 2011	June 2012	June 2013	June 2014	June 2015	June 2016	June 2017	June 2018	June 2019	June 2020	June 2021	Dec 2021	June 2022	June 2023	June 2024	June 2025	June 2026	June 2027	June 2028	June 2029	June 2030	June 2031
<b>Health Treatment Card Holders :</b>																							
Gold Cards	69,607	65,139	60,825	56,862	52,789	48,856	45,271	42,007	39,190	36,760	34,335	32,243	31,226	30,300	28,600	27,200	26,200	25,300	24,700	24,200	23,900	23,700	23,500
White Cards	12,643	12,346	12,154	12,152	13,184	13,376	13,624	14,057	14,783	19,904	33,035	37,449	39,400	41,500	43,900	45,000	46,000	46,800	47,500	48,100	48,600	49,100	49,400
<b>Total Health Treatment Cards</b>	<b>82,250</b>	<b>77,485</b>	<b>72,979</b>	<b>69,014</b>	<b>65,973</b>	<b>62,232</b>	<b>58,895</b>	<b>56,064</b>	<b>53,973</b>	<b>56,664</b>	<b>67,370</b>	<b>69,692</b>	<b>70,626</b>	<b>71,800</b>	<b>72,500</b>	<b>72,300</b>	<b>72,100</b>	<b>72,200</b>	<b>72,300</b>	<b>72,500</b>	<b>72,700</b>	<b>72,900</b>	<b>72,900</b>
Repatriation Pharmaceutical Benefits Cards (Orange Cards)	3,072	2,668	2,299	1,977	1,650	1,353	1,102	895	689	545	417	298	243	200	100	100	100	0	0	0	0	0	0
<b>Other Income Support Categories:</b>																							
Income Support Supplement	27,697	26,278	24,847	23,354	21,781	20,004	18,325	16,347	14,597	13,135	11,682	10,364	9,748	9,100	8,000	7,000	6,200	5,500	4,900	4,400	4,000	3,700	3,400
Age Pensioners	1,809	1,651	1,492	1,348	1,189	1,096	1,003	899	820	805	783	763	760	700	700	700	700	700	700	700	700	600	600
Commonwealth Seniors Health Cards (CSHC)	2,136	2,037	1,884	1,794	1,552	1,382	1,263	2,161	1,197	1,210	1,191	1,102	1,050	1,000	900	900	800	800	700	700	600	600	500
Defence Force Income Support Supplement (DFISA) (a)	6,089	5,691	5,300	4,926	4,534	4,338	4,055	3,789	3,619	3,592	3,487	3,462	3,416	0	0	0	0	0	0	0	0	0	0
<b>Total Income Support Beneficiaries (b)</b>	<b>90,761</b>	<b>84,838</b>	<b>78,944</b>	<b>73,521</b>	<b>68,008</b>	<b>62,801</b>	<b>57,867</b>	<b>52,879</b>	<b>47,644</b>	<b>44,278</b>	<b>41,055</b>	<b>38,173</b>	<b>36,659</b>	<b>32,500</b>	<b>29,900</b>	<b>27,500</b>	<b>25,500</b>	<b>23,600</b>	<b>22,000</b>	<b>20,500</b>	<b>19,100</b>	<b>17,800</b>	<b>16,700</b>
<b>Total Disability Compensation Beneficiaries (c)</b>	<b>72,155</b>	<b>68,170</b>	<b>64,251</b>	<b>60,634</b>	<b>56,872</b>	<b>53,011</b>	<b>49,349</b>	<b>45,997</b>	<b>42,696</b>	<b>39,853</b>	<b>37,313</b>	<b>34,901</b>	<b>33,572</b>	<b>32,400</b>	<b>30,200</b>	<b>28,300</b>	<b>26,600</b>	<b>25,200</b>	<b>23,900</b>	<b>22,800</b>	<b>21,900</b>	<b>21,000</b>	<b>20,200</b>

- (a) - DFISA was abolished on 1 January 2022, since the payment became redundant when DVA's Disability Compensation Payment and some other relevant DVA payments were exempted from means tests for social security income support.
- (b) - Includes veteran service pensions, dependant service pensions, income support supplement, age pensions, commonwealth seniors health cards and DFISA recipients.
- (c) - Includes disability, war widow, orphan and adequate means of support pensions.



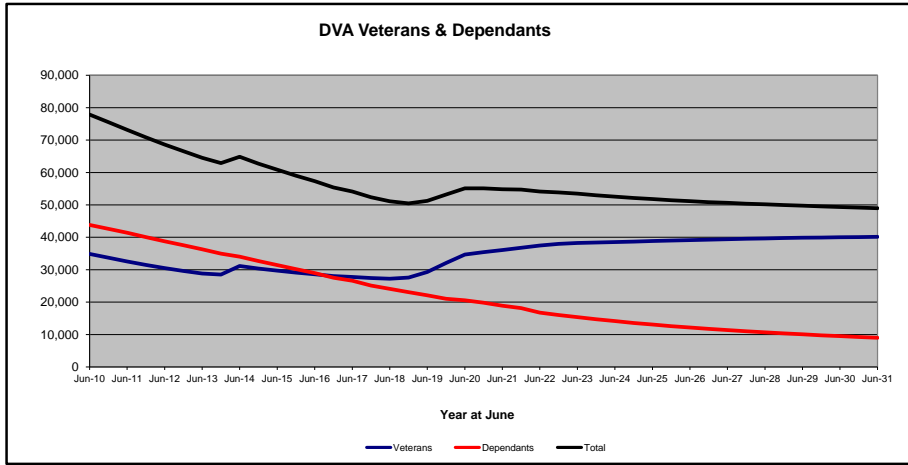
Date of Most Recent Actual Data : 4 January 2022

**DVA PROJECTED BENEFICIARY NUMBERS WITH ACTUALS TO 31 DECEMBER 2021 - VICTORIA**

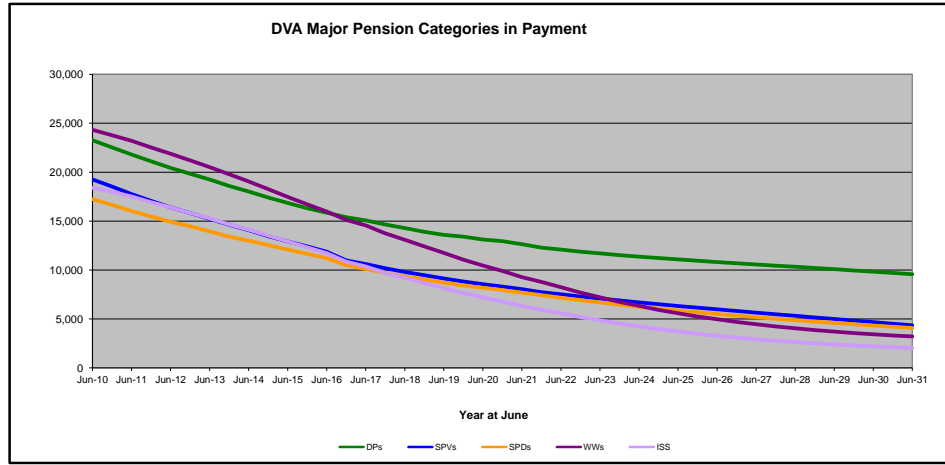
**Executive Summary of DVA Beneficiaries in Receipt of Pension(s), Allowance(s) or Health Care**

BENEFICIARY CATEGORY	ACTUAL DATA												FORECAST DATA										
	June 2010	June 2011	June 2012	June 2013	June 2014	June 2015	June 2016	June 2017	June 2018	June 2019	June 2020	June 2021	Dec 2021	June 2022	June 2023	June 2024	June 2025	June 2026	June 2027	June 2028	June 2029	June 2030	June 2031
<b>Veterans :</b>																							
Disability Compensation Payment Recipients*	23,268	21,801	20,439	19,253	18,020	16,859	15,856	15,070	14,285	13,589	13,119	12,637	12,291	12,100	11,700	11,400	11,100	10,800	10,600	10,300	10,100	9,800	9,600
Age Pension Veterans (Included Above)	698	633	574	514	465	430	388	346	317	306	298	284	279	300	300	300	300	300	300	300	300	400	400
Service Pension Veterans	19,257	17,756	16,407	15,227	14,070	12,914	11,882	10,620	9,794	9,133	8,557	8,044	7,741	7,500	7,100	6,700	6,300	6,000	5,600	5,300	5,000	4,700	4,400
Disability Compensation Payment Recipient & Service Pension Veteran Overlap*	12,149	11,253	10,441	9,714	9,005	8,280	7,628	6,810	6,315	5,858	5,493	5,162	4,968	4,800	4,600	4,300	4,100	3,800	3,600	3,400	3,200	2,900	2,700
Treatment Cards, Allowances or Accepted Disabilities Only	4,468	4,222	4,093	4,059	8,053	8,233	8,485	8,880	9,461	12,423	18,518	20,555	21,688	22,700	24,000	24,800	25,500	26,200	26,800	27,400	28,000	28,400	28,900
MRCA Veterans	n/a	n/a	n/a	n/a	2,098	2,475	2,875	3,304	3,832	4,638	5,205	5,689	5,875	6,200	7,000	7,800	8,500	9,300	10,000	10,700	11,300	12,000	12,600
DRCA Veterans	n/a	n/a	n/a	n/a	7,191	7,262	7,371	7,502	7,628	7,872	8,142	8,229	8,291	8,400	8,700	8,900	9,100	9,300	9,500	9,700	9,800	10,000	10,100
<b>Total Veterans</b>	<b>34,844</b>	<b>32,526</b>	<b>30,498</b>	<b>28,825</b>	<b>31,151</b>	<b>29,726</b>	<b>28,595</b>	<b>27,760</b>	<b>27,225</b>	<b>29,287</b>	<b>34,701</b>	<b>36,074</b>	<b>36,752</b>	<b>37,500</b>	<b>38,300</b>	<b>38,500</b>	<b>38,900</b>	<b>39,100</b>	<b>39,400</b>	<b>39,700</b>	<b>39,900</b>	<b>40,000</b>	<b>40,200</b>
<b>Dependants :</b>																							
Service Pension Dependants	17,239	16,028	14,928	13,956	12,997	12,085	11,216	10,101	9,325	8,705	8,191	7,685	7,423	7,200	6,700	6,300	5,900	5,500	5,200	4,900	4,600	4,300	4,100
War Widow(er)s	24,328	23,214	21,877	20,511	19,061	17,478	15,982	14,562	13,085	11,745	10,463	9,277	8,779	8,300	7,200	6,300	5,600	5,000	4,500	4,000	3,700	3,400	3,200
Orphans	32	30	34	27	30	26	22	17	18	14	11	8	9	10	10	10	10	10	10	10	10	10	10
Adequate Means of Support (AMS) **	105	101	100	97	97	88	81	80	72	70	65	62	61	60	60	60	60	60	60	60	50	50	50
Age Pension Partners	505	469	422	390	337	301	285	260	226	208	205	198	189	200	200	100	100	100	100	100	100	100	100
Commonwealth Seniors Health Cards (CSHC) Dependants	940	915	847	803	684	638	598	961	550	546	513	463	444	400	400	300	300	300	300	300	200	200	200
Defence Force Income Support Supplement (DFISA) Dependants ***	1,582	1,478	1,323	1,207	1,065	1,005	952	881	826	798	776	761	750	0	0	0	0	0	0	0	0	0	0
MRCA Dependants	n/a	n/a	n/a	n/a	20	20	19	21	24	31	42	46	51	50	50	50	50	60	60	60	60	60	60
Other Dependants	68	67	79	87	363	346	354	339	375	392	659	712	731	800	1,000	1,100	1,200	1,300	1,300	1,400	1,400	1,400	
Total Overlap Between Dependand Categories	979	913	827	766	630	572	530	639	414	386	351	314	296	200	200	100	100	100	100	100	100	100	0
<b>Total Dependants</b>	<b>43,820</b>	<b>41,389</b>	<b>38,783</b>	<b>36,312</b>	<b>34,024</b>	<b>31,415</b>	<b>28,979</b>	<b>26,583</b>	<b>24,087</b>	<b>22,123</b>	<b>20,574</b>	<b>18,898</b>	<b>18,141</b>	<b>16,800</b>	<b>15,400</b>	<b>14,200</b>	<b>13,100</b>	<b>12,200</b>	<b>11,400</b>	<b>10,700</b>	<b>10,100</b>	<b>9,500</b>	<b>9,000</b>
<b>Total Veterans and Total Dependants Overlap</b>	<b>799</b>	<b>747</b>	<b>651</b>	<b>599</b>	<b>333</b>	<b>291</b>	<b>252</b>	<b>209</b>	<b>184</b>	<b>155</b>	<b>166</b>	<b>158</b>	<b>150</b>	<b>100</b>	<b>100</b>	<b>100</b>	<b>200</b>	<b>200</b>	<b>200</b>	<b>200</b>	<b>200</b>	<b>200</b>	<b>200</b>
<b>Nett Total Clients ****</b>	<b>77,865</b>	<b>73,168</b>	<b>68,630</b>	<b>64,538</b>	<b>64,842</b>	<b>60,850</b>	<b>57,322</b>	<b>54,134</b>	<b>51,129</b>	<b>51,267</b>	<b>55,109</b>	<b>54,814</b>	<b>54,743</b>	<b>54,100</b>	<b>53,500</b>	<b>52,600</b>	<b>51,800</b>	<b>51,200</b>	<b>50,600</b>	<b>50,200</b>	<b>49,800</b>	<b>49,400</b>	<b>49,000</b>

\* Starting on 1 January 2022, the Disability Pension has been renamed to the Disability Compensation Payment. This was done to reflect the fact that the Disability Pension is not an income support pension but is instead a compensation payment.  
 \*\* Adequate Means of Support Pensions (AMS) were granted prior to 6 June 1985. AMS is paid by DVA if the death of an ex-service man or woman is accepted to have been due to war service, and that person's death left a dependant or other near relative without adequate means of support.  
 \*\*\* DFISA was abolished on 1 January 2022, since the payment became redundant when DVA's Disability Compensation Payment and some other relevant DVA payments were exempted from means tests for social security income support.  
 \*\*\*\* From June 2014 this report contains a more complete count of total DVA clients. The previous count; Net Total Beneficiaries; included all persons receiving a VEA pension/allowance or holding a treatment or pharmaceutical entitlement card.  
 In contrast, the Nett Total Client count also includes any veteran with one or more service related disabilities accepted under the DRCA or the MRCA as well as dependent children of veterans currently receiving student payments under the VCES or MRCAETS



Date of Most Recent Actual Data : 4 January 2022

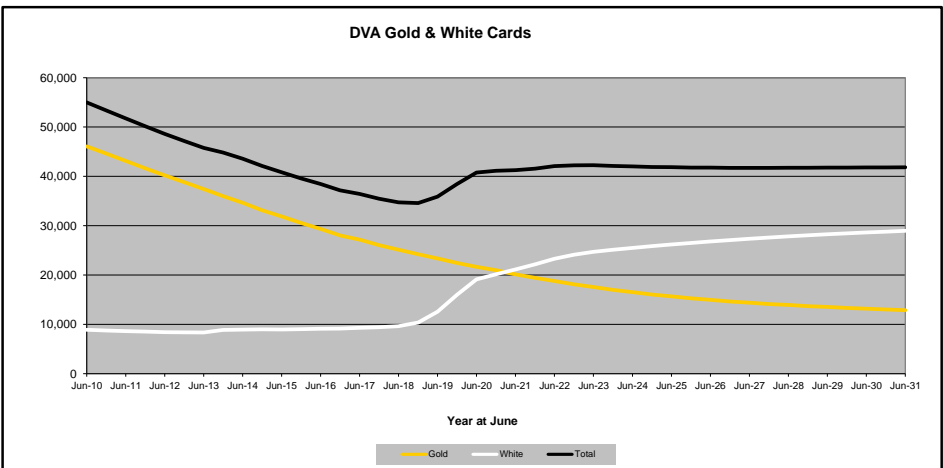
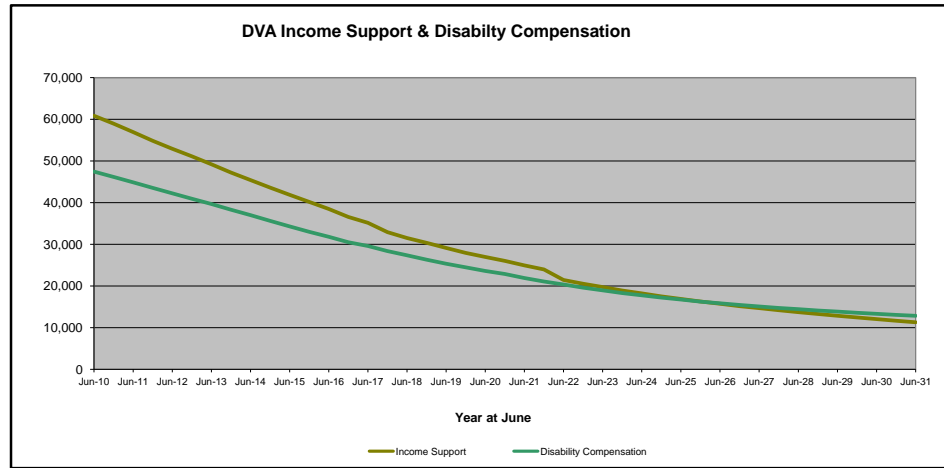


**DVA PROJECTED BENEFICIARY NUMBERS WITH ACTUALS TO 31 DECEMBER 2021 - VICTORIA**

**Executive Summary of DVA Beneficiaries in Receipt of Pension(s), Allowance(s) or Health Care**

BENEFICIARY CATEGORY (Subsets of Net Total Beneficiaries on Previous Page)	ACTUAL DATA													FORECAST DATA									
	June 2010	June 2011	June 2012	June 2013	June 2014	June 2015	June 2016	June 2017	June 2018	June 2019	June 2020	June 2021	Dec 2021	June 2022	June 2023	June 2024	June 2025	June 2026	June 2027	June 2028	June 2029	June 2030	June 2031
<b>Health Treatment Card Holders :</b>																							
Gold Cards	46,076	43,109	40,198	37,427	34,630	31,878	29,346	27,155	25,116	23,348	21,662	20,126	19,415	18,800	17,600	16,500	15,700	15,000	14,400	13,900	13,500	13,200	12,900
White Cards	8,915	8,631	8,425	8,356	8,944	8,957	9,109	9,289	9,624	12,555	19,112	21,127	22,165	23,300	24,700	25,500	26,200	26,800	27,300	27,800	28,300	28,600	29,000
<b>Total Health Treatment Cards</b>	<b>54,991</b>	<b>51,740</b>	<b>48,623</b>	<b>45,783</b>	<b>43,574</b>	<b>40,835</b>	<b>38,455</b>	<b>36,444</b>	<b>34,740</b>	<b>35,903</b>	<b>40,774</b>	<b>41,253</b>	<b>41,580</b>	<b>42,100</b>	<b>42,300</b>	<b>42,000</b>	<b>41,900</b>	<b>41,800</b>	<b>41,700</b>	<b>41,700</b>	<b>41,800</b>	<b>41,800</b>	<b>41,800</b>
Repatriation Pharmaceutical Benefits Cards (Orange Cards)	2,362	2,065	1,767	1,501	1,264	1,044	842	665	512	397	297	217	176	200	100	100	0	0	0	0	0	0	0
<b>Other Income Support Categories:</b>																							
Income Support Supplement	18,401	17,516	16,413	15,270	14,115	12,919	11,721	10,367	9,186	8,160	7,198	6,321	5,954	5,600	4,900	4,200	3,700	3,300	2,900	2,600	2,400	2,200	2,000
Age Pensioners	1,203	1,102	996	904	811	738	679	611	548	520	504	483	471	500	400	400	400	400	400	400	400	400	400
Commonwealth Seniors Health Cards (CSHC)	1,624	1,556	1,402	1,315	1,091	996	922	1,554	857	852	818	746	725	700	700	600	600	500	500	500	400	400	400
Defence Force Income Support Supplement (DFISA) (a)	4,092	3,863	3,545	3,242	2,927	2,748	2,549	2,337	2,205	2,157	2,067	2,003	1,965	0	0	0	0	0	0	0	0	0	0
<b>Total Income Support Beneficiaries (b)</b>	<b>60,844</b>	<b>56,943</b>	<b>52,905</b>	<b>49,218</b>	<b>45,402</b>	<b>41,855</b>	<b>38,466</b>	<b>35,150</b>	<b>31,518</b>	<b>29,145</b>	<b>26,972</b>	<b>24,944</b>	<b>23,953</b>	<b>21,400</b>	<b>19,700</b>	<b>18,200</b>	<b>16,900</b>	<b>15,700</b>	<b>14,700</b>	<b>13,700</b>	<b>12,900</b>	<b>12,100</b>	<b>11,300</b>
<b>Total Disability Compensation Beneficiaries (c)</b>	<b>47,447</b>	<b>44,880</b>	<b>42,216</b>	<b>39,680</b>	<b>37,014</b>	<b>34,283</b>	<b>31,794</b>	<b>29,605</b>	<b>27,352</b>	<b>25,333</b>	<b>23,594</b>	<b>21,928</b>	<b>21,091</b>	<b>20,400</b>	<b>19,000</b>	<b>17,800</b>	<b>16,700</b>	<b>15,800</b>	<b>15,100</b>	<b>14,400</b>	<b>13,900</b>	<b>13,300</b>	<b>12,800</b>

- (a) - DFISA was abolished on 1 January 2022, since the payment became redundant when DVA's Disability Compensation Payment and some other relevant DVA payments were exempted from means tests for social security income support.
- (b) - Includes veteran service pensions, dependant service pensions, income support supplement, age pensions, commonwealth seniors health cards and DFISA recipients.
- (c) - Includes disability, war widow, orphan and adequate means of support pensions.



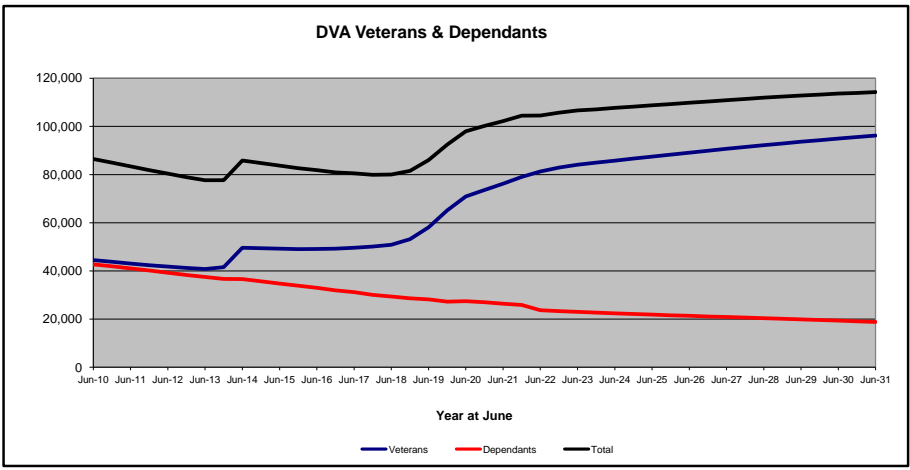
Date of Most Recent Actual Data : 4 January 2022

**DVA PROJECTED BENEFICIARY NUMBERS WITH ACTUALS TO 31 DECEMBER 2021 - QUEENSLAND**

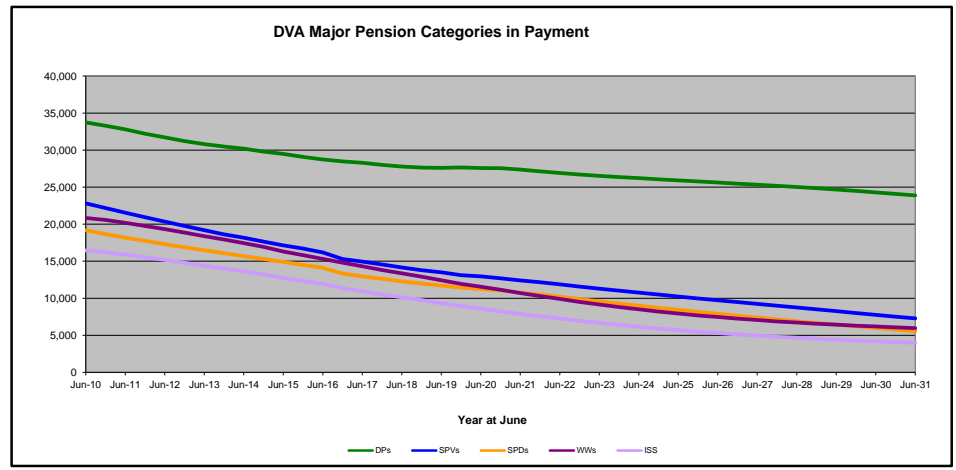
**Executive Summary of DVA Beneficiaries in Receipt of Pension(s), Allowance(s) or Health Care**

BENEFICIARY CATEGORY	ACTUAL DATA												FORECAST DATA										
	June 2010	June 2011	June 2012	June 2013	June 2014	June 2015	June 2016	June 2017	June 2018	June 2019	June 2020	June 2021	Dec 2021	June 2022	June 2023	June 2024	June 2025	June 2026	June 2027	June 2028	June 2029	June 2030	June 2031
<b>Veterans :</b>																							
Disability Compensation Payment Recipients*	33,738	32,795	31,724	30,810	30,195	29,484	28,734	28,300	27,777	27,595	27,571	27,376	27,123	26,900	26,500	26,200	25,900	25,600	25,300	25,000	24,700	24,300	23,900
Age Pension Veterans (Included Above)	675	643	625	621	622	641	678	692	695	813	857	907	921	900	1,000	1,000	1,000	1,100	1,100	1,200	1,200	1,200	1,300
Service Pension Veterans	22,809	21,542	20,345	19,201	18,186	17,142	16,196	14,945	14,149	13,504	12,951	12,399	12,167	11,900	11,300	10,800	10,200	9,700	9,200	8,800	8,300	7,800	7,300
Disability Compensation Payment Recipient & Service Pension Veteran Overlap*	16,496	15,773	15,074	14,438	13,905	13,311	12,741	11,896	11,413	10,990	10,636	10,211	10,022	9,800	9,300	8,900	8,400	8,000	7,500	7,100	6,600	6,100	5,700
Treatment Cards, Allowances or Accepted Disabilities Only	4,451	4,510	4,822	5,208	15,126	15,938	16,902	18,230	20,373	27,964	41,034	46,686	49,755	52,300	55,600	57,700	59,700	61,700	63,700	65,500	67,300	69,000	70,700
MRCA Veterans	n/a	n/a	n/a	n/a	6,006	7,073	8,015	9,308	10,769	13,589	16,016	18,476	19,238	20,400	22,900	25,300	27,700	30,000	32,200	34,400	36,500	38,500	40,500
DRCA Veterans	n/a	n/a	n/a	n/a	16,342	16,506	16,752	17,107	17,377	18,169	19,109	19,751	20,091	20,500	21,200	22,000	22,800	23,400	24,100	24,600	25,200	25,600	26,100
<b>Total Veterans</b>	<b>44,502</b>	<b>43,074</b>	<b>41,817</b>	<b>40,781</b>	<b>49,609</b>	<b>49,253</b>	<b>49,091</b>	<b>49,579</b>	<b>50,886</b>	<b>58,073</b>	<b>70,920</b>	<b>76,250</b>	<b>79,023</b>	<b>81,300</b>	<b>84,100</b>	<b>85,800</b>	<b>87,500</b>	<b>89,100</b>	<b>90,700</b>	<b>92,200</b>	<b>93,600</b>	<b>95,000</b>	<b>96,200</b>
<b>Dependants :</b>																							
Service Pension Dependants	19,172	18,176	17,310	16,482	15,684	14,900	14,105	12,957	12,282	11,715	11,244	10,768	10,519	10,200	9,600	9,000	8,400	7,900	7,400	6,900	6,400	6,000	5,600
War Widow(er)s	20,836	20,189	19,329	18,377	17,442	16,304	15,314	14,325	13,364	12,424	11,552	10,711	10,295	9,900	9,200	8,500	7,900	7,500	7,100	6,700	6,400	6,200	6,000
Orphans	58	65	61	60	62	59	49	43	44	43	40	44	46	50	60	70	70	80	80	80	80	80	80
Adequate Means of Support (AMS) **	83	80	77	74	72	72	69	66	61	59	57	52	48	50	50	50	50	40	40	40	40	40	40
Age Pension Partners	440	403	383	378	357	369	365	361	372	410	456	477	478	500	400	400	400	400	400	300	300	300	300
Commonwealth Seniors Health Cards (CSHC) Dependants	697	705	655	646	568	564	515	936	515	528	494	450	437	400	400	400	300	300	300	300	200	200	200
Defence Force Income Support Supplement (DFISA) Dependants ***	2,037	1,986	1,931	1,921	1,941	2,007	2,062	2,052	2,099	2,246	2,262	2,306	2,276	0	0	0	0	0	0	0	0	0	0
MRCA Dependants	n/a	n/a	n/a	n/a	57	74	73	92	99	105	122	152	171	170	180	190	200	210	220	220	230	240	240
Other Dependants	117	123	154	166	992	982	1,019	1,037	1,074	1,219	1,746	1,974	2,165	2,600	3,300	4,000	4,600	5,100	5,500	5,900	6,200	6,400	6,500
Total Overlap Between Dependant Categories	729	693	660	647	582	573	561	667	547	579	571	564	553	200	200	200	100	100	100	100	100	100	100
<b>Total Dependants</b>	<b>42,711</b>	<b>41,034</b>	<b>39,240</b>	<b>37,457</b>	<b>36,593</b>	<b>34,758</b>	<b>33,010</b>	<b>31,202</b>	<b>29,363</b>	<b>28,170</b>	<b>27,402</b>	<b>26,370</b>	<b>25,882</b>	<b>23,700</b>	<b>23,000</b>	<b>22,400</b>	<b>21,900</b>	<b>21,300</b>	<b>20,800</b>	<b>20,400</b>	<b>19,900</b>	<b>19,400</b>	<b>18,800</b>
<b>Total Veterans and Total Dependants Overlap</b>	<b>747</b>	<b>698</b>	<b>618</b>	<b>559</b>	<b>329</b>	<b>292</b>	<b>260</b>	<b>248</b>	<b>240</b>	<b>249</b>	<b>357</b>	<b>399</b>	<b>411</b>	<b>400</b>	<b>500</b>	<b>500</b>	<b>600</b>	<b>600</b>	<b>600</b>	<b>700</b>	<b>700</b>	<b>700</b>	<b>700</b>
<b>Net Total Clients ****</b>	<b>86,466</b>	<b>83,410</b>	<b>80,439</b>	<b>77,679</b>	<b>85,873</b>	<b>83,719</b>	<b>81,841</b>	<b>80,533</b>	<b>80,022</b>	<b>86,040</b>	<b>97,965</b>	<b>102,221</b>	<b>104,494</b>	<b>104,500</b>	<b>106,600</b>	<b>107,700</b>	<b>108,800</b>	<b>109,900</b>	<b>110,900</b>	<b>111,900</b>	<b>112,800</b>	<b>113,600</b>	<b>114,300</b>

\* Starting on 1 January 2022, the Disability Pension has been renamed to the Disability Compensation Payment. This was done to reflect the fact that the Disability Pension is not an income support pension but is instead a compensation payment.  
 \*\* Adequate Means of Support Pensions (AMS) were granted prior to 6 June 1985. AMS is paid by DVA if the death of an ex-service man or woman is accepted to have been due to war service, and that person's death left a dependant or other near relative without adequate means of support.  
 \*\*\* DFISA was abolished on 1 January 2022, since the payment became redundant when DVA's Disability Compensation Payment and some other relevant DVA payments were exempted from means tests for social security income support.  
 \*\*\*\* From June 2014 this report contains a more complete count of total DVA clients. The previous count; Net Total Beneficiaries; included all persons receiving a VEA pension/allowance or holding a treatment or pharmaceutical entitlement card.  
 In contrast, the Net Total Client count also includes any veteran with one or more service related disabilities accepted under the DRCA or the MRCA as well as dependent children of veterans currently receiving student payments under the VCES or MRCAETS



Date of Most Recent Actual Data : 4 January 2022

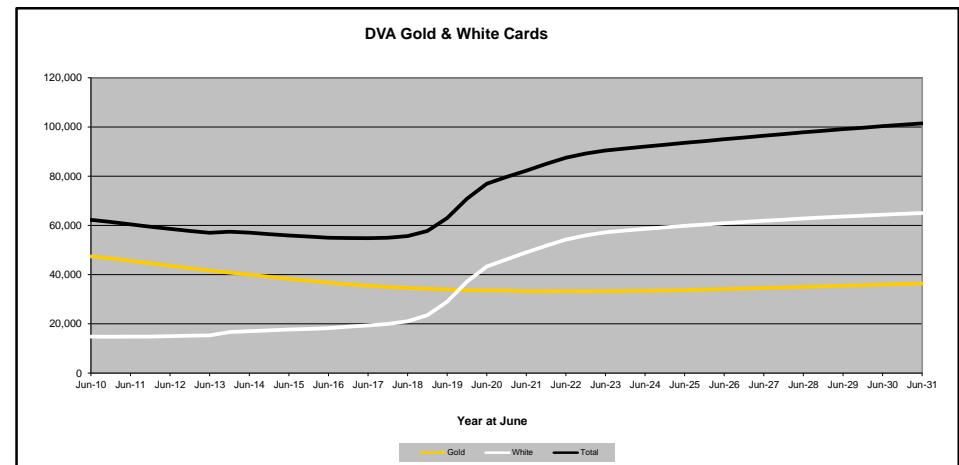
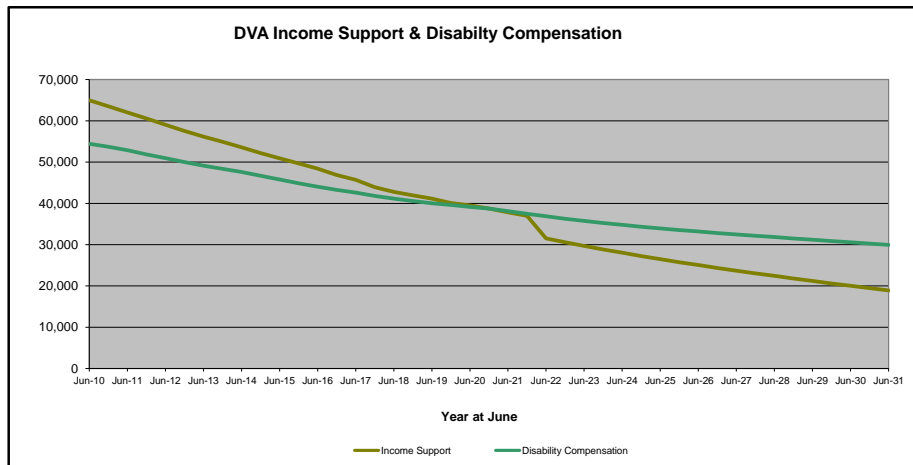


# DVA PROJECTED BENEFICIARY NUMBERS WITH ACTUALS TO 31 DECEMBER 2021 - QUEENSLAND

## Executive Summary of DVA Beneficiaries in Receipt of Pension(s), Allowance(s) or Health Care

BENEFICIARY CATEGORY (Subsets of Net Total Beneficiaries on Previous Page)	ACTUAL DATA													FORECAST DATA									
	June 2010	June 2011	June 2012	June 2013	June 2014	June 2015	June 2016	June 2017	June 2018	June 2019	June 2020	June 2021	Dec 2021	June 2022	June 2023	June 2024	June 2025	June 2026	June 2027	June 2028	June 2029	June 2030	June 2031
<b>Health Treatment Card Holders :</b>																							
Gold Cards	47,407	45,607	43,583	41,661	40,041	38,253	36,740	35,479	34,602	33,973	33,625	33,226	33,263	33,300	33,300	33,500	33,700	34,100	34,600	35,000	35,500	36,000	36,400
White Cards	14,832	14,822	15,041	15,326	17,050	17,682	18,268	19,346	21,055	29,015	43,339	49,044	51,742	54,300	57,200	58,600	59,800	60,900	61,900	62,800	63,600	64,400	65,000
<b>Total Health Treatment Cards</b>	<b>62,239</b>	<b>60,429</b>	<b>58,624</b>	<b>56,987</b>	<b>57,091</b>	<b>55,935</b>	<b>55,008</b>	<b>54,825</b>	<b>55,657</b>	<b>62,988</b>	<b>76,964</b>	<b>82,270</b>	<b>85,005</b>	<b>87,500</b>	<b>90,500</b>	<b>92,100</b>	<b>93,600</b>	<b>95,000</b>	<b>96,500</b>	<b>97,800</b>	<b>99,100</b>	<b>100,300</b>	<b>101,400</b>
Repatriation Pharmaceutical Benefits Cards (Orange Cards)	1,931	1,694	1,460	1,239	1,038	845	670	535	396	300	229	176	146	100	100	100	0	0	0	0	0	0	0
<b>Other Income Support Categories:</b>																							
Income Support Supplement	16,460	15,894	15,189	14,379	13,632	12,727	11,935	10,923	10,126	9,326	8,590	7,872	7,580	7,300	6,700	6,100	5,700	5,300	5,000	4,700	4,400	4,200	4,000
Age Pensioners	1,115	1,046	1,008	999	994	1,022	1,054	1,062	1,075	1,231	1,310	1,381	1,395	1,400	1,400	1,400	1,400	1,500	1,500	1,500	1,500	1,600	1,600
Commonwealth Seniors Health Cards (CSHC)	1,338	1,303	1,190	1,146	994	942	855	1,625	856	889	866	811	795	800	700	700	700	700	600	600	600	500	500
Defence Force Income Support Supplement (DFISA) (a)	4,995	4,918	4,826	4,771	4,889	5,017	5,117	5,083	5,193	5,567	5,673	5,799	5,773	0	0	0	0	0	0	0	0	0	0
<b>Total Income Support Beneficiaries (b)</b>	<b>64,975</b>	<b>62,020</b>	<b>59,045</b>	<b>56,165</b>	<b>53,561</b>	<b>50,921</b>	<b>48,383</b>	<b>45,703</b>	<b>42,771</b>	<b>41,161</b>	<b>39,507</b>	<b>37,830</b>	<b>37,008</b>	<b>31,500</b>	<b>29,700</b>	<b>28,100</b>	<b>26,500</b>	<b>25,100</b>	<b>23,700</b>	<b>22,400</b>	<b>21,200</b>	<b>20,000</b>	<b>18,900</b>
<b>Total Disability Compensation Beneficiaries (c)</b>	<b>54,432</b>	<b>52,866</b>	<b>50,957</b>	<b>49,117</b>	<b>47,598</b>	<b>45,764</b>	<b>44,033</b>	<b>42,608</b>	<b>41,137</b>	<b>40,032</b>	<b>39,140</b>	<b>38,120</b>	<b>37,456</b>	<b>36,900</b>	<b>35,800</b>	<b>34,800</b>	<b>33,900</b>	<b>33,200</b>	<b>32,500</b>	<b>31,800</b>	<b>31,200</b>	<b>30,600</b>	<b>29,900</b>

- (a) - DFISA was abolished on 1 January 2022, since the payment became redundant when DVA's Disability Compensation Payment and some other relevant DVA payments were exempted from means tests for social security income support.
- (b) - Includes veteran service pensions, dependant service pensions, income support supplement, age pensions, commonwealth seniors health cards and DFISA recipients.
- (c) - Includes disability, war widow, orphan and adequate means of support pensions.



Date of Most Recent Actual Data : 4 January 2022

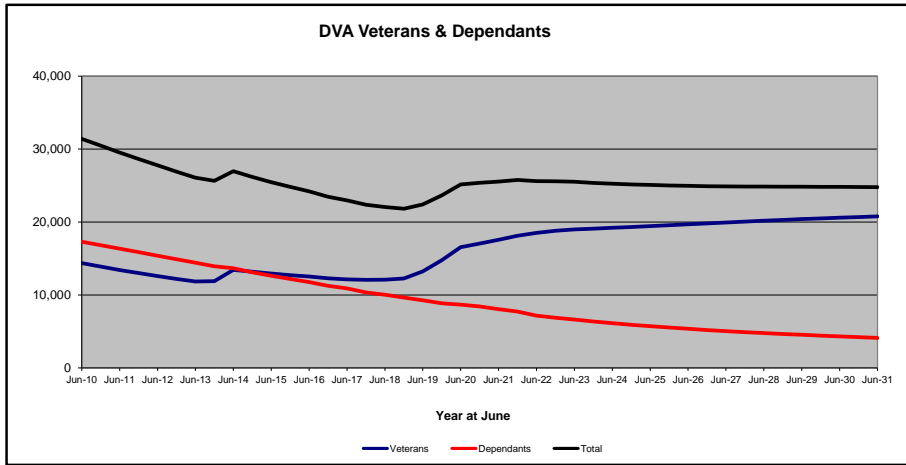


**DVA PROJECTED BENEFICIARY NUMBERS WITH ACTUALS TO 31 DECEMBER 2021 - SOUTH AUSTRALIA**

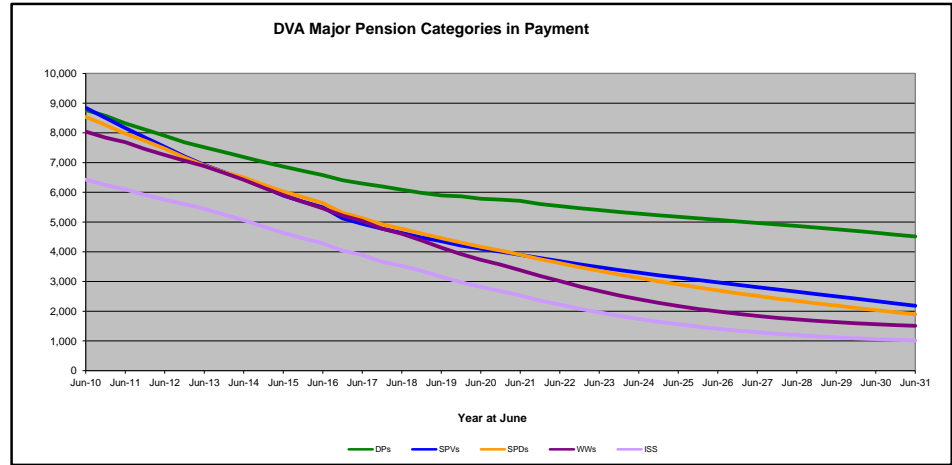
**Executive Summary of DVA Beneficiaries in Receipt of Pension(s), Allowance(s) or Health Care**

BENEFICIARY CATEGORY	ACTUAL DATA												FORECAST DATA										
	June 2010	June 2011	June 2012	June 2013	June 2014	June 2015	June 2016	June 2017	June 2018	June 2019	June 2020	June 2021	Dec 2021	June 2022	June 2023	June 2024	June 2025	June 2026	June 2027	June 2028	June 2029	June 2030	June 2031
<b>Veterans :</b>																							
Disability Compensation Payment Recipients*	8,769	8,319	7,906	7,518	7,185	6,866	6,577	6,294	6,088	5,898	5,786	5,713	5,609	5,500	5,400	5,300	5,200	5,100	5,000	4,900	4,800	4,600	4,500
Age Pension Veterans (Included Above)	261	231	204	189	174	157	148	153	147	154	159	164	167	200	200	200	200	200	200	200	200	200	200
Service Pension Veterans	8,844	8,165	7,531	6,923	6,452	5,889	5,498	4,942	4,633	4,355	4,103	3,895	3,793	3,700	3,500	3,300	3,100	3,000	2,800	2,700	2,500	2,300	2,200
Disability Compensation Payment Recipient & Service Pension Veteran Overlap*	4,903	4,639	4,382	4,109	3,917	3,689	3,518	3,242	3,105	2,976	2,837	2,732	2,676	2,600	2,500	2,400	2,300	2,100	2,000	1,900	1,800	1,700	1,500
Treatment Cards, Allowances or Accepted Disabilities Only	1,649	1,584	1,546	1,520	3,718	3,874	3,967	4,154	4,484	5,948	9,507	10,692	11,398	11,900	12,600	13,000	13,400	13,800	14,200	14,600	14,900	15,300	15,600
MRCA Veterans	n/a	n/a	n/a	n/a	1,042	1,264	1,408	1,576	1,860	2,316	2,748	3,102	3,243	3,400	3,900	4,300	4,700	5,100	5,500	5,900	6,200	6,600	6,900
DRCA Veterans	n/a	n/a	n/a	n/a	3,291	3,341	3,391	3,413	3,441	3,520	3,680	3,796	3,850	3,900	4,000	4,200	4,300	4,400	4,500	4,600	4,700	4,800	4,900
<b>Total Veterans</b>	<b>14,359</b>	<b>13,429</b>	<b>12,601</b>	<b>11,852</b>	<b>13,441</b>	<b>12,940</b>	<b>12,524</b>	<b>12,148</b>	<b>12,100</b>	<b>13,225</b>	<b>16,559</b>	<b>17,568</b>	<b>18,124</b>	<b>18,500</b>	<b>19,000</b>	<b>19,200</b>	<b>19,500</b>	<b>19,700</b>	<b>19,900</b>	<b>20,200</b>	<b>20,400</b>	<b>20,600</b>	<b>20,800</b>
<b>Dependants :</b>																							
Service Pension Dependants	8,537	7,969	7,472	6,902	6,505	6,026	5,638	5,131	4,774	4,461	4,164	3,900	3,749	3,600	3,400	3,100	2,900	2,700	2,500	2,300	2,200	2,000	1,900
War Widow(er)s	8,043	7,687	7,256	6,883	6,423	5,905	5,462	5,036	4,604	4,141	3,728	3,378	3,187	3,000	2,700	2,400	2,200	2,000	1,800	1,700	1,600	1,600	1,500
Orphans	13	14	12	14	12	10	9	8	6	10	9	11	10	10	10	10	10	10	10	10	10	10	10
Adequate Means of Support (AMS) **	48	45	45	44	43	43	43	40	38	38	35	34	33	30	30	30	30	30	30	30	30	30	20
Age Pension Partners	203	188	167	154	147	130	128	119	116	111	111	110	112	110	100	90	80	80	80	70	70	60	60
Commonwealth Seniors Health Cards (CSHC) Dependants	404	396	372	343	295	266	249	348	215	202	181	168	161	150	140	120	110	100	100	90	80	80	80
Defence Force Income Support Supplement (DFISA) Dependants ***	467	440	425	401	372	355	346	326	322	330	326	334	336	0	0	0	0	0	0	0	0	0	0
MRCA Dependants	n/a	n/a	n/a	n/a	3	3	3	10	16	21	25	27	28	30	30	30	30	30	30	30	30	30	30
Other Dependants	22	20	25	32	156	155	140	148	150	144	266	262	274	300	350	390	420	460	480	510	530	530	530
Total Overlap Between Dependant Categories	436	415	386	346	298	258	249	262	208	192	166	161	161	80	70	60	50	40	30	30	20	20	20
<b>Total Dependants</b>	<b>17,301</b>	<b>16,344</b>	<b>15,388</b>	<b>14,427</b>	<b>13,658</b>	<b>12,635</b>	<b>11,769</b>	<b>10,904</b>	<b>10,033</b>	<b>9,266</b>	<b>8,679</b>	<b>8,063</b>	<b>7,729</b>	<b>7,200</b>	<b>6,600</b>	<b>6,100</b>	<b>5,700</b>	<b>5,400</b>	<b>5,100</b>	<b>4,800</b>	<b>4,500</b>	<b>4,300</b>	<b>4,100</b>
<b>Total Veterans and Total Dependants Overlap</b>	<b>259</b>	<b>237</b>	<b>216</b>	<b>197</b>	<b>127</b>	<b>112</b>	<b>91</b>	<b>78</b>	<b>72</b>	<b>77</b>	<b>86</b>	<b>82</b>	<b>86</b>	<b>90</b>	<b>90</b>	<b>90</b>	<b>90</b>	<b>100</b>	<b>100</b>	<b>100</b>	<b>100</b>	<b>110</b>	<b>110</b>
<b>Nett Total Clients ****</b>	<b>31,401</b>	<b>29,536</b>	<b>27,773</b>	<b>26,082</b>	<b>26,972</b>	<b>25,463</b>	<b>24,202</b>	<b>22,974</b>	<b>22,063</b>	<b>22,421</b>	<b>25,152</b>	<b>25,549</b>	<b>25,767</b>	<b>25,600</b>	<b>25,500</b>	<b>25,300</b>	<b>25,100</b>	<b>25,000</b>	<b>24,900</b>	<b>24,900</b>	<b>24,800</b>	<b>24,800</b>	<b>24,800</b>

\* Starting on 1 January 2022, the Disability Pension has been renamed to the Disability Compensation Payment. This was done to reflect the fact that the Disability Pension is not an income support pension but is instead a compensation payment.  
 \*\* Adequate Means of Support Pensions (AMS) were granted prior to 6 June 1985. AMS is paid by DVA if the death of an ex-service man or woman is accepted to have been due to war service, and that person's death left a dependant or other near relative without adequate means of support.  
 \*\*\* DFISA was abolished on 1 January 2022, since the payment became redundant when DVA's Disability Compensation Payment and some other relevant DVA payments were exempted from means tests for social security income support.  
 \*\*\*\* From June 2014 this report contains a more complete count of total DVA clients. The previous count; Net Total Beneficiaries; included all persons receiving a VEA pension/allowance or holding a treatment or pharmaceutical entitlement card.  
 In contrast, the Nett Total Client count also includes any veteran with one or more service related disabilities accepted under the DRCA or the MRCA as well as dependent children of veterans currently receiving student payments under the VCES or MRCAETS



Date of Most Recent Actual Data : 4 January 2022

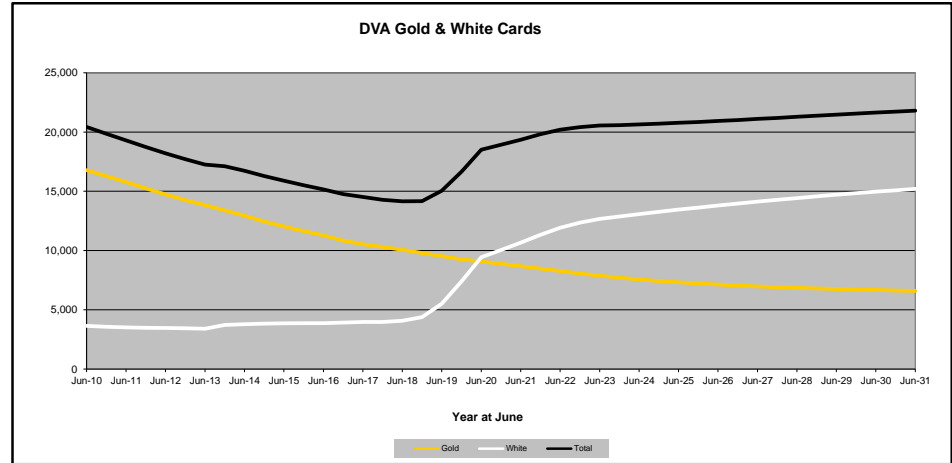
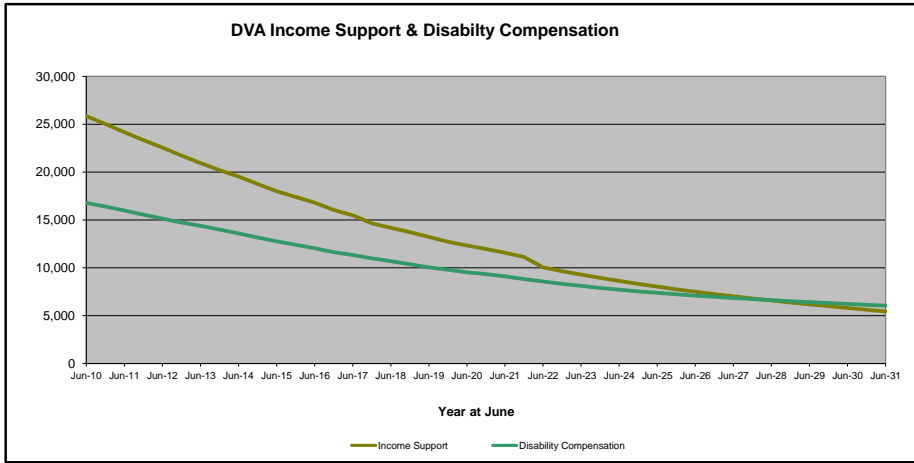


**DVA PROJECTED BENEFICIARY NUMBERS WITH ACTUALS TO 31 DECEMBER 2021 - SOUTH AUSTRALIA**

**Executive Summary of DVA Beneficiaries in Receipt of Pension(s), Allowance(s) or Health Care**

BENEFICIARY CATEGORY (Subsets of Net Total Beneficiaries on Previous Page)	ACTUAL DATA													FORECAST DATA									
	June 2010	June 2011	June 2012	June 2013	June 2014	June 2015	June 2016	June 2017	June 2018	June 2019	June 2020	June 2021	Dec 2021	June 2022	June 2023	June 2024	June 2025	June 2026	June 2027	June 2028	June 2029	June 2030	June 2031
<b>Health Treatment Card Holders :</b>																							
Gold Cards	16,784	15,781	14,738	13,844	12,949	12,032	11,286	10,543	10,072	9,530	9,076	8,679	8,484	8,300	7,900	7,600	7,300	7,100	7,000	6,900	6,800	6,700	6,600
White Cards	3,643	3,518	3,465	3,405	3,780	3,857	3,870	3,977	4,083	5,516	9,432	10,669	11,331	11,900	12,700	13,100	13,500	13,800	14,100	14,400	14,700	15,000	15,200
<b>Total Health Treatment Cards</b>	<b>20,427</b>	<b>19,299</b>	<b>18,203</b>	<b>17,249</b>	<b>16,729</b>	<b>15,889</b>	<b>15,156</b>	<b>14,520</b>	<b>14,155</b>	<b>15,046</b>	<b>18,508</b>	<b>19,348</b>	<b>19,815</b>	<b>20,200</b>	<b>20,500</b>	<b>20,600</b>	<b>20,800</b>	<b>20,900</b>	<b>21,100</b>	<b>21,300</b>	<b>21,500</b>	<b>21,600</b>	<b>21,800</b>
Repatriation Pharmaceutical Benefits Cards (Orange Cards)	1,397	1,215	1,044	884	748	607	492	396	295	214	157	114	96	100	100	0	0	0	0	0	0	0	0
<b>Other Income Support Categories:</b>																							
Income Support Supplement	6,428	6,097	5,752	5,445	5,064	4,636	4,284	3,891	3,528	3,158	2,821	2,531	2,360	2,200	2,000	1,700	1,600	1,400	1,300	1,200	1,100	1,100	1,000
Age Pensioners	464	419	371	343	322	288	277	274	265	266	269	273	280	300	300	300	200	200	200	200	200	200	200
Commonwealth Seniors Health Cards (CSHC)	660	634	576	519	434	390	360	553	318	301	284	266	256	200	200	200	200	200	200	200	200	100	100
Defence Force Income Support Supplement (DFISA) (a)	1,257	1,191	1,142	1,067	983	968	944	885	849	884	888	915	918	0	0	0	0	0	0	0	0	0	0
<b>Total Income Support Beneficiaries (b)</b>	<b>25,849</b>	<b>24,165</b>	<b>22,565</b>	<b>20,949</b>	<b>19,541</b>	<b>18,003</b>	<b>16,808</b>	<b>15,495</b>	<b>14,181</b>	<b>13,232</b>	<b>12,336</b>	<b>11,575</b>	<b>11,140</b>	<b>10,000</b>	<b>9,300</b>	<b>8,600</b>	<b>8,000</b>	<b>7,500</b>	<b>7,000</b>	<b>6,600</b>	<b>6,200</b>	<b>5,800</b>	<b>5,400</b>
<b>Total Disability Compensation Beneficiaries (c)</b>	<b>16,788</b>	<b>15,986</b>	<b>15,145</b>	<b>14,390</b>	<b>13,598</b>	<b>12,769</b>	<b>12,045</b>	<b>11,337</b>	<b>10,699</b>	<b>10,051</b>	<b>9,529</b>	<b>9,114</b>	<b>8,817</b>	<b>8,600</b>	<b>8,100</b>	<b>7,700</b>	<b>7,400</b>	<b>7,100</b>	<b>6,800</b>	<b>6,600</b>	<b>6,400</b>	<b>6,200</b>	<b>6,100</b>

- (a) - DFISA was abolished on 1 January 2022, since the payment became redundant when DVA's Disability Compensation Payment and some other relevant DVA payments were exempted from means tests for social security income support.
- (b) - Includes veteran service pensions, dependant service pensions, income support supplement, age pensions, commonwealth seniors health cards and DFISA recipients.
- (c) - Includes disability, war widow, orphan and adequate means of support pensions.



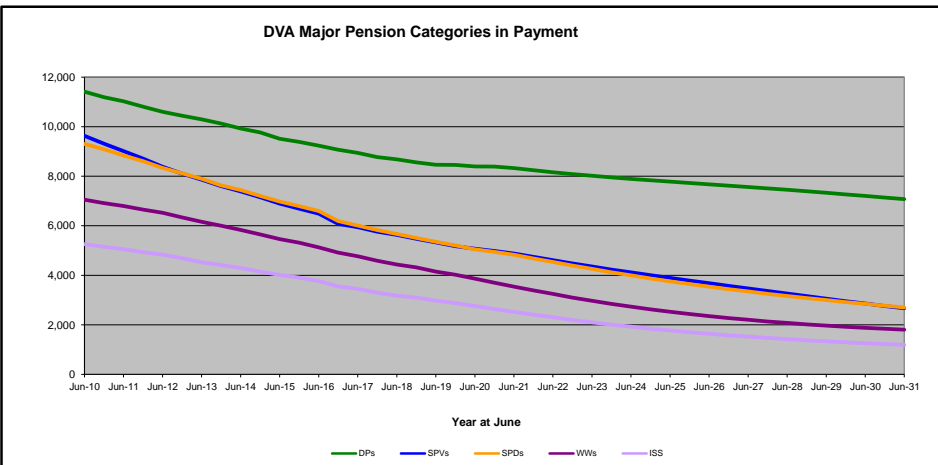
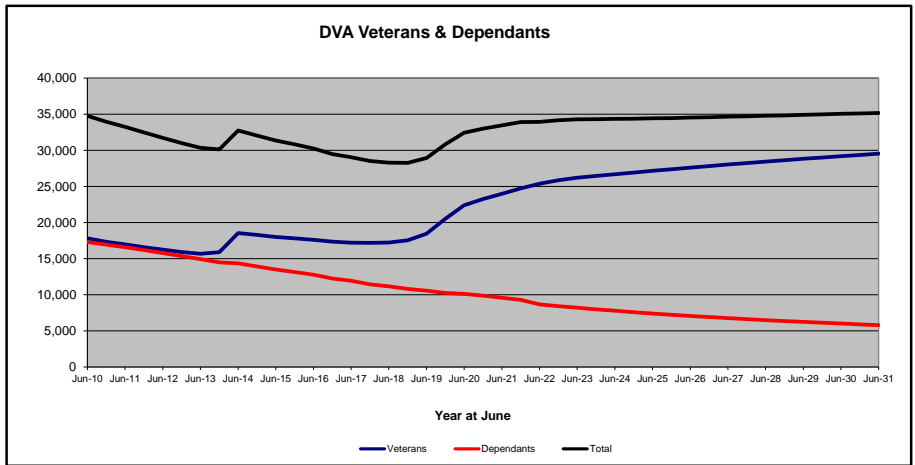
Date of Most Recent Actual Data : 4 January 2022

**DVA PROJECTED BENEFICIARY NUMBERS WITH ACTUALS TO 31 DECEMBER 2021 - WESTERN AUSTRALIA**

**Executive Summary of DVA Beneficiaries in Receipt of Pension(s), Allowance(s) or Health Care**

BENEFICIARY CATEGORY	ACTUAL DATA												FORECAST DATA											
	June 2010	June 2011	June 2012	June 2013	June 2014	June 2015	June 2016	June 2017	June 2018	June 2019	June 2020	June 2021	Dec 2021	June 2022	June 2023	June 2024	June 2025	June 2026	June 2027	June 2028	June 2029	June 2030	June 2031	
<b>Veterans :</b>																								
Disability Compensation Payment Recipients*	11,413	11,025	10,599	10,294	9,927	9,515	9,236	8,940	8,683	8,464	8,398	8,328	8,241	8,200	8,000	7,900	7,800	7,700	7,600	7,500	7,300	7,200	7,100	
Age Pension Veterans (Included Above)	227	219	204	201	194	190	196	201	189	187	197	196	199	200	200	200	200	200	300	300	300	300	300	
Service Pension Veterans	9,630	9,013	8,383	7,859	7,385	6,893	6,487	5,940	5,629	5,327	5,074	4,880	4,744	4,600	4,400	4,100	3,900	3,700	3,500	3,300	3,100	2,900	2,700	
Disability Compensation Payment Recipient & Service Pension Veteran Overlap*	5,658	5,369	5,083	4,868	4,629	4,380	4,224	3,920	3,782	3,631	3,522	3,428	3,365	3,300	3,100	3,000	2,800	2,600	2,500	2,300	2,200	2,000	1,800	
Treatment Cards, Allowances or Accepted Disabilities Only	2,420	2,308	2,345	2,387	2,387	2,387	2,387	2,387	2,387	2,387	2,387	2,387	2,387	2,387	2,387	2,387	2,387	2,387	2,387	2,387	2,387	2,387	2,387	
MRCA Veterans	n/a	n/a	n/a	n/a	1,669	1,861	2,091	2,246	2,515	3,086	3,609	4,162	4,354	4,600	5,300	5,900	6,500	7,100	7,700	8,300	8,900	9,400	10,000	
DRCA Veterans	n/a	n/a	n/a	n/a	5,680	5,740	5,800	5,781	5,792	5,963	6,196	6,378	6,488	6,600	6,800	7,100	7,300	7,500	7,700	7,900	8,100	8,200	8,400	
<b>Total Veterans</b>	<b>17,805</b>	<b>16,977</b>	<b>16,244</b>	<b>15,672</b>	<b>18,551</b>	<b>17,991</b>	<b>17,602</b>	<b>17,203</b>	<b>17,223</b>	<b>18,460</b>	<b>22,400</b>	<b>23,981</b>	<b>24,735</b>	<b>25,400</b>	<b>26,200</b>	<b>26,700</b>	<b>27,200</b>	<b>27,600</b>	<b>28,000</b>	<b>28,400</b>	<b>28,800</b>	<b>29,200</b>	<b>29,500</b>	
<b>Dependants :</b>																								
Service Pension Dependants	9,301	8,837	8,334	7,900	7,441	6,981	6,598	6,009	5,669	5,351	5,050	4,831	4,680	4,500	4,300	4,000	3,800	3,500	3,300	3,200	3,000	2,800	2,700	
War Widow(er)s	7,052	6,798	6,524	6,163	5,832	5,459	5,129	4,768	4,435	4,150	3,867	3,542	3,391	3,300	3,000	2,700	2,500	2,400	2,200	2,100	2,000	1,900	1,800	
Orphans	16	12	6	7	8	10	10	15	15	13	11	15	16	20	20	20	20	20	20	20	20	20	10	
Adequate Means of Support (AMS) **	32	29	28	27	25	25	24	24	23	21	21	21	20	20	20	20	20	20	20	20	20	20	20	
Age Pension Partners	199	195	191	176	165	162	166	166	154	153	154	155	155	100	100	100	100	100	100	100	100	100	100	
Commonwealth Seniors Health Cards (CSHC) Dependants	680	676	623	583	503	496	464	608	433	408	383	353	331	300	300	300	200	200	200	200	200	200	100	
Defence Force Income Support Supplement (DFISA) Dependants ***	609	613	589	552	536	521	510	487	477	485	488	478	470	0	0	0	0	0	0	0	0	0	0	
MRCA Dependants	n/a	n/a	n/a	n/a	21	20	25	23	30	37	43	43	39	40	40	50	50	50	50	50	50	50	50	
Other Dependants	36	36	50	60	283	272	274	269	284	288	443	445	481	500	600	700	800	900	900	1,000	1,000	1,000	1,000	
Total Overlap Between Dependant Categories	619	610	578	532	457	434	415	420	360	343	323	297	282	200	200	100	100	100	100	100	100	100	100	
<b>Total Dependants</b>	<b>17,306</b>	<b>16,586</b>	<b>15,767</b>	<b>14,936</b>	<b>14,357</b>	<b>13,512</b>	<b>12,781</b>	<b>11,949</b>	<b>11,160</b>	<b>10,563</b>	<b>10,137</b>	<b>9,586</b>	<b>9,301</b>	<b>8,700</b>	<b>8,200</b>	<b>7,800</b>	<b>7,400</b>	<b>7,100</b>	<b>6,800</b>	<b>6,500</b>	<b>6,300</b>	<b>6,000</b>	<b>5,800</b>	
<b>Total Veterans and Total Dependants Overlap</b>	<b>340</b>	<b>319</b>	<b>286</b>	<b>264</b>	<b>165</b>	<b>149</b>	<b>133</b>	<b>113</b>	<b>98</b>	<b>93</b>	<b>113</b>	<b>118</b>	<b>123</b>	<b>130</b>	<b>130</b>	<b>140</b>	<b>140</b>	<b>150</b>	<b>160</b>	<b>160</b>	<b>170</b>	<b>170</b>	<b>180</b>	
<b>Nett Total Clients ****</b>	<b>34,771</b>	<b>33,244</b>	<b>31,725</b>	<b>30,344</b>	<b>32,743</b>	<b>31,354</b>	<b>30,250</b>	<b>29,039</b>	<b>28,288</b>	<b>28,938</b>	<b>32,424</b>	<b>33,449</b>	<b>33,913</b>	<b>33,900</b>	<b>34,300</b>	<b>34,400</b>	<b>34,400</b>	<b>34,500</b>	<b>34,700</b>	<b>34,800</b>	<b>34,900</b>	<b>35,100</b>	<b>35,200</b>	

\* Starting on 1 January 2022, the Disability Pension has been renamed to the Disability Compensation Payment. This was done to reflect the fact that the Disability Pension is not an income support pension but is instead a compensation payment.  
 \*\* Adequate Means of Support Pensions (AMS) were granted prior to 6 June 1985. AMS is paid by DVA if the death of an ex-service man or woman is accepted to have been due to war service, and that person's death left a dependant or other near relative without adequate means of support.  
 \*\*\* DFISA was abolished on 1 January 2022, since the payment became redundant when DVA's Disability Compensation Payment and some other relevant DVA payments were exempted from means tests for social security income support.  
 \*\*\*\* From June 2014 this report contains a more complete count of total DVA clients. The previous count; Net Total Beneficiaries; included all persons receiving a VEA pension/allowance or holding a treatment or pharmaceutical entitlement card.  
 In contrast, the Nett Total Client count also includes any veteran with one or more service related disabilities accepted under the DRCA or the MRCA as well as dependent children of veterans currently receiving student payments under the VCES or MRCAETS



Date of Most Recent Actual Data : 4 January 2022

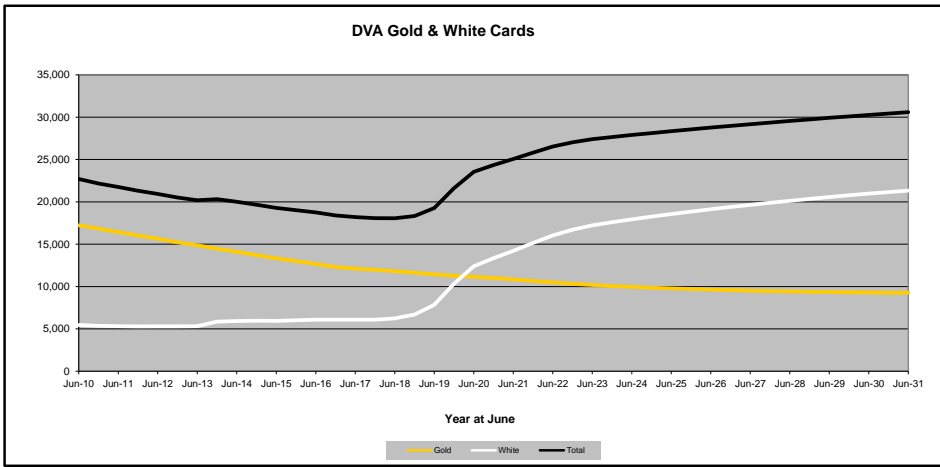
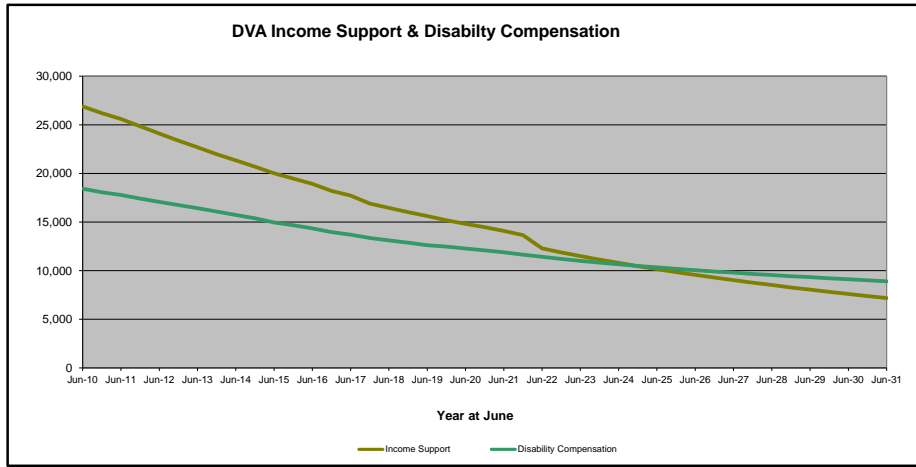
Continued next page

**DVA PROJECTED BENEFICIARY NUMBERS WITH ACTUALS TO 31 DECEMBER 2021 - WESTERN AUSTRALIA**

**Executive Summary of DVA Beneficiaries in Receipt of Pension(s), Allowance(s) or Health Care**

BENEFICIARY CATEGORY (Subsets of Net Total Beneficiaries on Previous Page)	ACTUAL DATA													FORECAST DATA									
	June 2010	June 2011	June 2012	June 2013	June 2014	June 2015	June 2016	June 2017	June 2018	June 2019	June 2020	June 2021	Dec 2021	June 2022	June 2023	June 2024	June 2025	June 2026	June 2027	June 2028	June 2029	June 2030	June 2031
<b>Health Treatment Card Holders :</b>																							
Gold Cards	17,238	16,428	15,639	14,861	14,099	13,341	12,669	12,114	11,810	11,435	11,145	10,851	10,659	10,500	10,200	10,000	9,800	9,600	9,500	9,400	9,400	9,300	9,300
White Cards	5,458	5,330	5,302	5,331	5,921	5,945	6,088	6,096	6,256	7,843	12,401	14,208	15,146	16,000	17,200	17,900	18,600	19,100	19,600	20,100	20,600	21,000	21,300
<b>Total Health Treatment Cards</b>	<b>22,696</b>	<b>21,758</b>	<b>20,941</b>	<b>20,192</b>	<b>20,020</b>	<b>19,286</b>	<b>18,757</b>	<b>18,210</b>	<b>18,066</b>	<b>19,278</b>	<b>23,546</b>	<b>25,059</b>	<b>25,805</b>	<b>26,500</b>	<b>27,400</b>	<b>27,900</b>	<b>28,300</b>	<b>28,800</b>	<b>29,200</b>	<b>29,600</b>	<b>29,900</b>	<b>30,300</b>	<b>30,600</b>
Repatriation Pharmaceutical Benefits Cards (Orange Cards)	1,375	1,208	1,035	882	758	624	503	391	314	238	175	135	109	100	100	0	0	0	0	0	0	0	0
<b>Other Income Support Categories:</b>																							
Income Support Supplement	5,257	5,052	4,835	4,529	4,297	4,014	3,765	3,449	3,178	2,975	2,760	2,519	2,410	2,300	2,100	1,900	1,800	1,600	1,500	1,400	1,300	1,300	1,200
Age Pensioners	426	414	395	377	367	359	365	373	349	347	351	351	355	400	400	400	400	400	400	400	400	400	400
Commonwealth Seniors Health Cards (CSHC)	1,072	1,049	972	910	762	700	658	939	615	588	568	525	499	500	400	400	400	400	300	300	300	300	200
Defence Force Income Support Supplement (DFISA) (a)	1,502	1,518	1,458	1,380	1,340	1,304	1,300	1,268	1,244	1,268	1,263	1,237	1,223	0	0	0	0	0	0	0	0	0	0
<b>Total Income Support Beneficiaries (b)</b>	<b>26,886</b>	<b>25,591</b>	<b>24,096</b>	<b>22,685</b>	<b>21,348</b>	<b>20,014</b>	<b>18,926</b>	<b>17,731</b>	<b>16,456</b>	<b>15,617</b>	<b>14,820</b>	<b>14,094</b>	<b>13,653</b>	<b>12,300</b>	<b>11,500</b>	<b>10,800</b>	<b>10,200</b>	<b>9,600</b>	<b>9,000</b>	<b>8,500</b>	<b>8,100</b>	<b>7,600</b>	<b>7,200</b>
<b>Total Disability Compensation Beneficiaries (c)</b>	<b>18,427</b>	<b>17,779</b>	<b>17,080</b>	<b>16,420</b>	<b>15,727</b>	<b>14,949</b>	<b>14,349</b>	<b>13,705</b>	<b>13,120</b>	<b>12,617</b>	<b>12,271</b>	<b>11,884</b>	<b>11,646</b>	<b>11,400</b>	<b>11,000</b>	<b>10,700</b>	<b>10,300</b>	<b>10,100</b>	<b>9,800</b>	<b>9,600</b>	<b>9,300</b>	<b>9,100</b>	<b>8,900</b>

- (a) - DFISA was abolished on 1 January 2022, since the payment became redundant when DVA's Disability Compensation Payment and some other relevant DVA payments were exempted from means tests for social security income support.
- (b) - Includes veteran service pensions, dependant service pensions, income support supplement, age pensions, commonwealth seniors health cards and DFISA recipients.
- (c) - Includes disability, war widow, orphan and adequate means of support pensions.



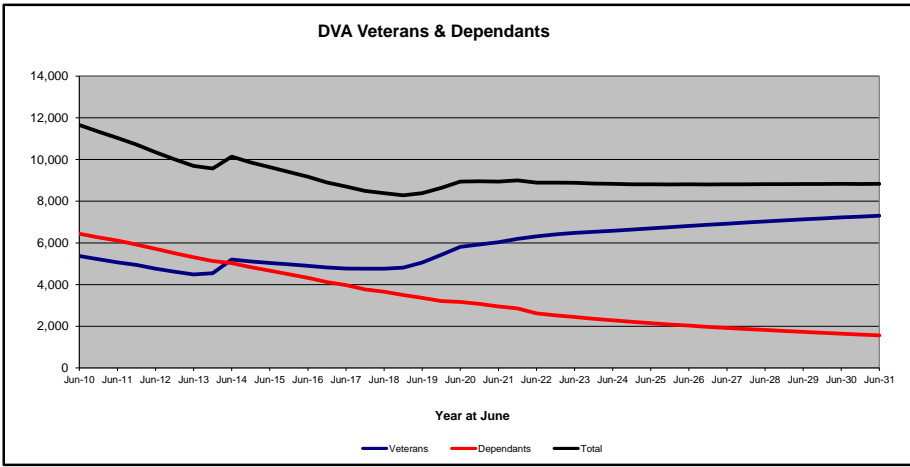
Date of Most Recent Actual Data : 4 January 2022

**DVA PROJECTED BENEFICIARY NUMBERS WITH ACTUALS TO 31 DECEMBER 2021 - TASMANIA**

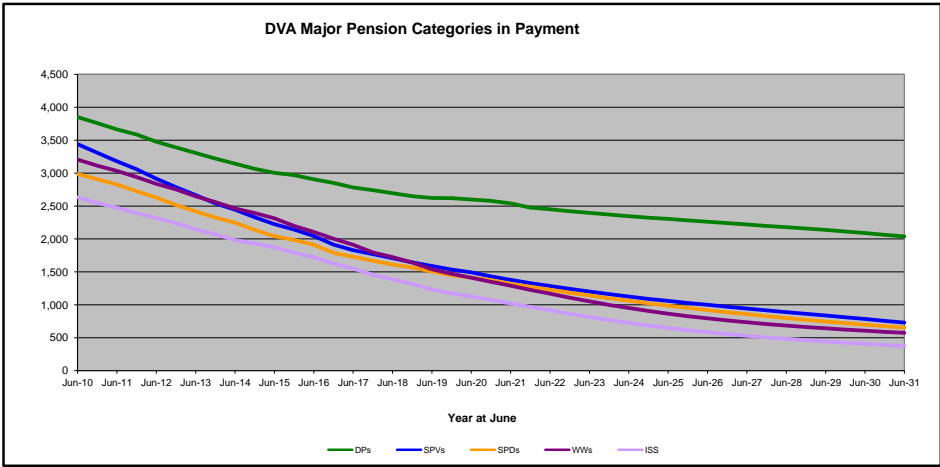
**Executive Summary of DVA Beneficiaries in Receipt of Pension(s), Allowance(s) or Health Care**

BENEFICIARY CATEGORY	ACTUAL DATA												FORECAST DATA										
	June 2010	June 2011	June 2012	June 2013	June 2014	June 2015	June 2016	June 2017	June 2018	June 2019	June 2020	June 2021	Dec 2021	June 2022	June 2023	June 2024	June 2025	June 2026	June 2027	June 2028	June 2029	June 2030	June 2031
<b>Veterans :</b>																							
Disability Compensation Payment Recipients*	3,851	3,664	3,477	3,306	3,144	3,005	2,905	2,783	2,695	2,623	2,599	2,540	2,477	2,500	2,400	2,300	2,300	2,300	2,200	2,200	2,100	2,100	2,000
Age Pension Veterans (Included Above)	64	58	56	56	56	57	56	63	68	66	65	77	76	100	100	100	100	100	100	100	100	100	100
Service Pension Veterans	3,440	3,179	2,916	2,666	2,444	2,226	2,045	1,830	1,708	1,590	1,494	1,379	1,330	1,300	1,200	1,100	1,100	1,000	900	800	800	700	
Disability Compensation Payment Recipient & Service Pension Veteran Overlap*	2,410	2,259	2,122	1,963	1,818	1,680	1,570	1,429	1,352	1,271	1,206	1,131	1,093	1,100	1,000	900	900	800	800	700	700	600	
Treatment Cards, Allowances or Accepted Disabilities Only	488	482	490	477	1,433	1,487	1,522	1,587	1,709	2,115	2,924	3,248	3,478	3,600	3,900	4,000	4,200	4,400	4,500	4,700	4,800	5,000	
MRCA Veterans	n/a	n/a	n/a	n/a	312	364	421	492	588	718	849	952	1,006	1,100	1,200	1,300	1,400	1,600	1,700	1,800	2,000	2,100	
DRCA Veterans	n/a	n/a	n/a	n/a	1,622	1,638	1,671	1,696	1,711	1,771	1,846	1,906	1,922	1,900	2,000	2,000	2,000	2,000	2,100	2,100	2,100	2,100	
<b>Total Veterans</b>	<b>5,369</b>	<b>5,066</b>	<b>4,761</b>	<b>4,486</b>	<b>5,203</b>	<b>5,038</b>	<b>4,902</b>	<b>4,771</b>	<b>4,760</b>	<b>5,057</b>	<b>5,811</b>	<b>6,036</b>	<b>6,192</b>	<b>6,300</b>	<b>6,500</b>	<b>6,600</b>	<b>6,700</b>	<b>6,800</b>	<b>6,900</b>	<b>7,000</b>	<b>7,100</b>	<b>7,200</b>	<b>7,300</b>
<b>Dependants :</b>																							
Service Pension Dependants	2,987	2,829	2,629	2,419	2,247	2,043	1,912	1,729	1,613	1,506	1,414	1,317	1,274	1,200	1,100	1,100	1,000	900	900	800	700	700	
War Widow(er)s	3,206	3,034	2,838	2,648	2,462	2,314	2,107	1,913	1,725	1,540	1,412	1,290	1,227	1,200	1,100	1,000	900	800	700	700	600	600	
Orphans	3	1	1	0	3	3	2	6	5	5	7	3	5	10	10	10	10	10	10	0	0	0	
Adequate Means of Support (AMS) **	23	23	22	22	22	20	20	20	17	16	15	14	14	10	10	10	10	10	10	10	10	10	
Age Pension Partners	42	42	43	41	40	42	41	33	37	34	31	35	34	30	30	30	30	30	30	20	20	20	
Commonwealth Seniors Health Cards (CSHC) Dependants	92	83	80	72	57	54	49	93	57	55	46	44	39	40	30	30	30	30	20	20	20	20	
Defence Force Income Support Supplement (DFISA) Dependants ***	166	174	176	174	168	166	167	164	166	179	168	169	168	0	0	0	0	0	0	0	0	0	
MRCA Dependants	n/a	n/a	n/a	n/a	0	1	3	3	3	6	4	4	5	0	0	0	0	0	0	0	0	0	
Other Dependants	11	11	11	13	96	88	85	84	95	74	117	122	130	150	170	200	230	250	260	270	280	270	
Total Overlap Between Dependant Categories	92	87	83	76	69	66	62	69	61	57	47	47	43	20	20	10	10	10	10	10	10	10	
<b>Total Dependants</b>	<b>6,438</b>	<b>6,110</b>	<b>5,717</b>	<b>5,313</b>	<b>5,026</b>	<b>4,665</b>	<b>4,324</b>	<b>3,976</b>	<b>3,657</b>	<b>3,358</b>	<b>3,167</b>	<b>2,951</b>	<b>2,853</b>	<b>2,600</b>	<b>2,400</b>	<b>2,300</b>	<b>2,100</b>	<b>2,000</b>	<b>1,900</b>	<b>1,800</b>	<b>1,700</b>	<b>1,600</b>	<b>1,600</b>
<b>Total Veterans and Total Dependants Overlap</b>	<b>151</b>	<b>143</b>	<b>127</b>	<b>109</b>	<b>87</b>	<b>70</b>	<b>56</b>	<b>41</b>	<b>33</b>	<b>30</b>	<b>39</b>	<b>44</b>	<b>44</b>	<b>40</b>	<b>40</b>	<b>40</b>	<b>40</b>	<b>40</b>	<b>40</b>	<b>40</b>	<b>40</b>	<b>40</b>	<b>40</b>
<b>Nett Total Clients ****</b>	<b>11,656</b>	<b>11,033</b>	<b>10,351</b>	<b>9,690</b>	<b>10,142</b>	<b>9,633</b>	<b>9,170</b>	<b>8,706</b>	<b>8,384</b>	<b>8,387</b>	<b>8,939</b>	<b>8,943</b>	<b>9,001</b>	<b>8,900</b>	<b>8,900</b>	<b>8,800</b>	<b>8,800</b>	<b>8,800</b>	<b>8,800</b>	<b>8,800</b>	<b>8,800</b>	<b>8,800</b>	<b>8,800</b>

\* Starting on 1 January 2022, the Disability Pension has been renamed to the Disability Compensation Payment. This was done to reflect the fact that the Disability Pension is not an income support pension but is instead a compensation payment.  
 \*\* Adequate Means of Support Pensions (AMS) were granted prior to 6 June 1985. AMS is paid by DVA if the death of an ex-service man or woman is accepted to have been due to war service, and that person's death left a dependant or other near relative without adequate means of support.  
 \*\*\* DFISA was abolished on 1 January 2022, since the payment became redundant when DVA's Disability Compensation Payment and some other relevant DVA payments were exempted from means tests for social security income support.  
 \*\*\*\* From June 2014 this report contains a more complete count of total DVA clients. The previous count; Net Total Beneficiaries; included all persons receiving a VEA pension/allowance or holding a treatment or pharmaceutical entitlement card.  
 In contrast, the Nett Total Client count also includes any veteran with one or more service related disabilities accepted under the DRCA or the MRCA as well as dependent children of veterans currently receiving student payments under the VCES or MRCAETS



Date of Most Recent Actual Data : 4 January 2022



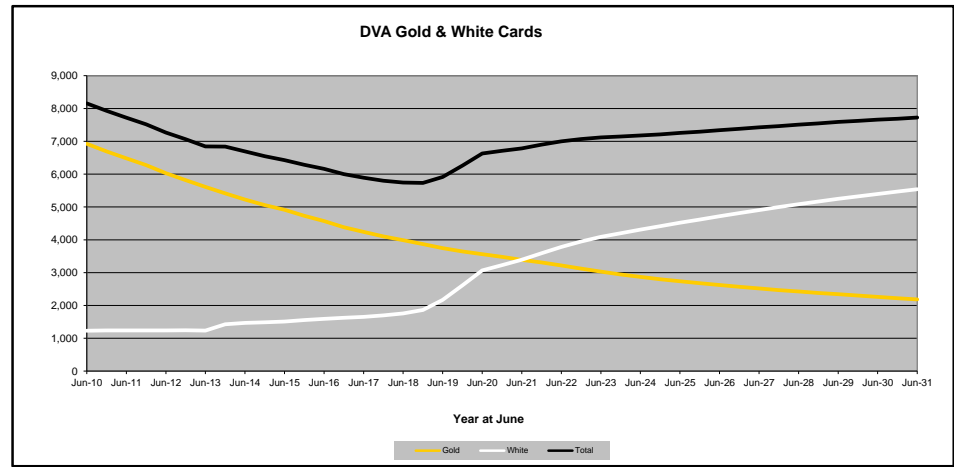
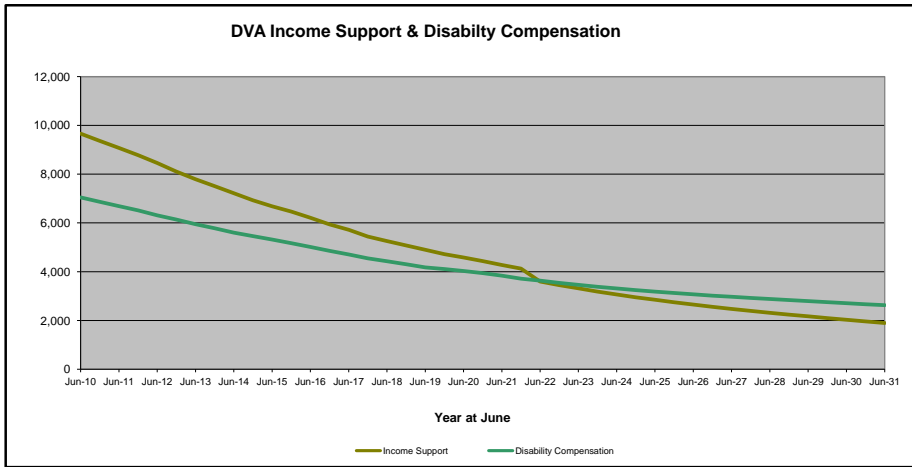
Continued next page

**DVA PROJECTED BENEFICIARY NUMBERS WITH ACTUALS TO 31 DECEMBER 2021 - TASMANIA**

**Executive Summary of DVA Beneficiaries in Receipt of Pension(s), Allowance(s) or Health Care**

BENEFICIARY CATEGORY (Subsets of Net Total Beneficiaries on Previous Page)	ACTUAL DATA													FORECAST DATA									
	June 2010	June 2011	June 2012	June 2013	June 2014	June 2015	June 2016	June 2017	June 2018	June 2019	June 2020	June 2021	Dec 2021	June 2022	June 2023	June 2024	June 2025	June 2026	June 2027	June 2028	June 2029	June 2030	June 2031
<b>Health Treatment Card Holders :</b>																							
Gold Cards	6,925	6,483	6,030	5,610	5,224	4,916	4,571	4,240	3,988	3,746	3,563	3,389	3,308	3,200	3,000	2,900	2,700	2,600	2,500	2,400	2,300	2,300	2,200
White Cards	1,230	1,237	1,238	1,232	1,469	1,510	1,591	1,651	1,755	2,167	3,066	3,395	3,592	3,800	4,100	4,300	4,500	4,700	4,900	5,100	5,200	5,400	5,500
<b>Total Health Treatment Cards</b>	<b>8,155</b>	<b>7,720</b>	<b>7,268</b>	<b>6,842</b>	<b>6,693</b>	<b>6,426</b>	<b>6,162</b>	<b>5,891</b>	<b>5,743</b>	<b>5,913</b>	<b>6,629</b>	<b>6,784</b>	<b>6,900</b>	<b>7,000</b>	<b>7,100</b>	<b>7,200</b>	<b>7,300</b>	<b>7,300</b>	<b>7,400</b>	<b>7,500</b>	<b>7,600</b>	<b>7,700</b>	<b>7,700</b>
Repatriation Pharmaceutical Benefits Cards (Orange Cards)	293	255	216	184	153	128	100	76	56	40	28	23	18	0	0	0	0	0	0	0	0	0	0
<b>Other Income Support Categories:</b>																							
Income Support Supplement	2,633	2,474	2,318	2,144	1,983	1,873	1,723	1,550	1,389	1,233	1,129	1,022	968	900	800	700	600	600	500	500	400	400	400
Age Pensioners	106	100	99	97	96	100	97	96	105	100	96	112	110	110	110	110	110	100	100	100	100	100	100
Commonwealth Seniors Health Cards (CSHC)	162	142	133	112	90	80	73	146	78	77	67	64	57	50	50	50	40	40	40	40	40	40	40
Defence Force Income Support Supplement (DFISA) (a)	423	434	442	427	435	435	435	442	449	476	463	471	475	0	0	0	0	0	0	0	0	0	0
<b>Total Income Support Beneficiaries (b)</b>	<b>9,661</b>	<b>9,077</b>	<b>8,459</b>	<b>7,790</b>	<b>7,218</b>	<b>6,681</b>	<b>6,211</b>	<b>5,716</b>	<b>5,257</b>	<b>4,900</b>	<b>4,585</b>	<b>4,275</b>	<b>4,124</b>	<b>3,600</b>	<b>3,300</b>	<b>3,100</b>	<b>2,800</b>	<b>2,700</b>	<b>2,500</b>	<b>2,300</b>	<b>2,200</b>	<b>2,000</b>	<b>1,900</b>
<b>Total Disability Compensation Beneficiaries (c)</b>	<b>7,046</b>	<b>6,686</b>	<b>6,310</b>	<b>5,948</b>	<b>5,604</b>	<b>5,319</b>	<b>5,015</b>	<b>4,708</b>	<b>4,432</b>	<b>4,176</b>	<b>4,026</b>	<b>3,838</b>	<b>3,714</b>	<b>3,600</b>	<b>3,500</b>	<b>3,300</b>	<b>3,200</b>	<b>3,100</b>	<b>3,000</b>	<b>2,900</b>	<b>2,800</b>	<b>2,700</b>	<b>2,600</b>

- (a) - DFISA was abolished on 1 January 2022, since the payment became redundant when DVA's Disability Compensation Payment and some other relevant DVA payments were exempted from means tests for social security income support.
- (b) - Includes veteran service pensions, dependant service pensions, income support supplement, age pensions, commonwealth seniors health cards and DFISA recipients.
- (c) - Includes disability, war widow, orphan and adequate means of support pensions.



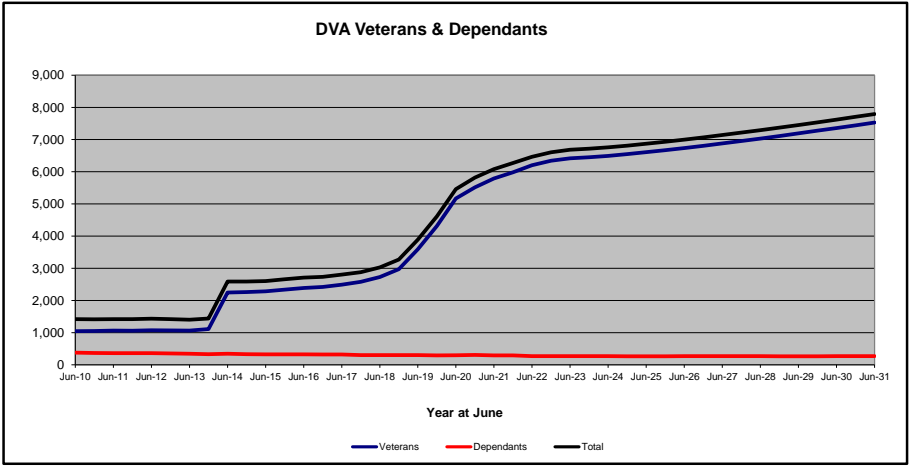
Date of Most Recent Actual Data : 4 January 2022

**DVA PROJECTED BENEFICIARY NUMBERS WITH ACTUALS TO 31 DECEMBER 2021 - NORTHERN TERRITORY**

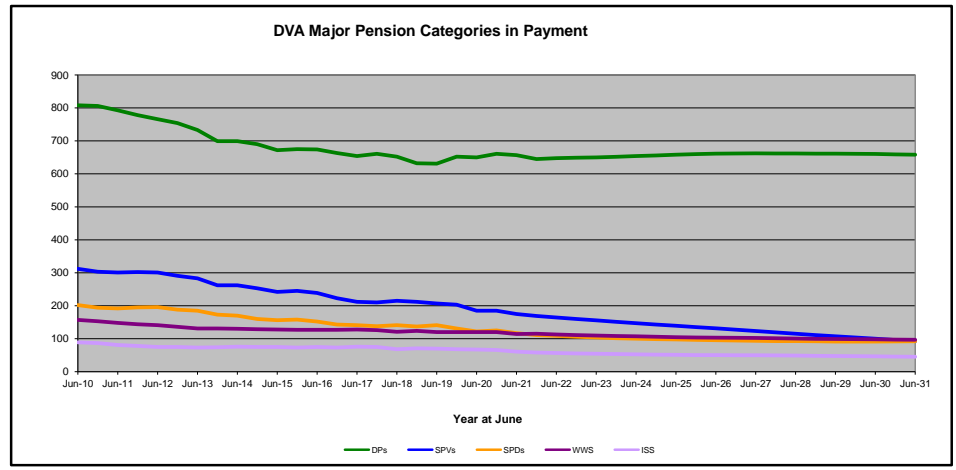
**Executive Summary of DVA Beneficiaries in Receipt of Pension(s), Allowance(s) or Health Care**

BENEFICIARY CATEGORY	ACTUAL DATA													FORECAST DATA										
	June 2010	June 2011	June 2012	June 2013	June 2014	June 2015	June 2016	June 2017	June 2018	June 2019	June 2020	June 2021	Dec 2021	June 2022	June 2023	June 2024	June 2025	June 2026	June 2027	June 2028	June 2029	June 2030	June 2031	
<b>Veterans :</b>																								
Disability Compensation Payment Recipients*	808	793	766	733	699	672	674	654	652	631	650	657	645	650	650	650	660	660	660	660	660	660	660	660
Age Pension Veterans (Included Above)	2	3	3	3	3	4	4	7	6	9	8	8	9	10	10	10	10	10	10	10	10	10	10	
Service Pension Veterans	312	301	301	283	262	242	239	212	215	207	185	175	169	160	160	150	140	130	120	120	110	100	90	
Disability Compensation Payment Recipient & Service Pension Veteran Overlap*	198	186	188	181	165	156	152	133	137	135	120	119	112	110	100	100	90	80	70	70	60	60	60	
Treatment Cards, Allowances or Accepted Disabilities Only	123	156	194	228	1,452	1,524	1,627	1,755	1,999	2,885	4,452	5,079	5,280	5,500	5,720	5,790	5,900	6,030	6,170	6,330	6,490	6,660	6,830	
MRCA Veterans	n/a	n/a	n/a	n/a	716	798	932	1,038	1,149	1,478	1,751	2,011	2,035	2,190	2,480	2,740	2,980	3,200	3,410	3,620	3,820	4,010	4,200	
DRCA Veterans	n/a	n/a	n/a	n/a	1,192	1,182	1,183	1,174	1,151	1,117	1,093	1,079	1,079	1,080	1,100	1,130	1,150	1,180	1,200	1,220	1,240	1,260	1,270	
<b>Total Veterans</b>	<b>1,045</b>	<b>1,064</b>	<b>1,073</b>	<b>1,063</b>	<b>2,248</b>	<b>2,282</b>	<b>2,388</b>	<b>2,488</b>	<b>2,729</b>	<b>3,588</b>	<b>5,167</b>	<b>5,792</b>	<b>5,982</b>	<b>6,200</b>	<b>6,420</b>	<b>6,490</b>	<b>6,610</b>	<b>6,740</b>	<b>6,880</b>	<b>7,030</b>	<b>7,190</b>	<b>7,360</b>	<b>7,530</b>	
<b>Dependants :</b>																								
Service Pension Dependants	202	192	196	185	170	156	152	141	141	141	122	117	111	110	100	100	100	100	90	90	90	90	90	
War Widow(er)s	157	148	141	131	130	128	127	128	121	120	120	114	115	110	110	110	100	100	100	100	100	100	100	
Orphans	0	0	0	0	0	0	0	3	3	2	2	2	2	0	0	0	0	0	0	0	0	0	0	
Adequate Means of Support (AMS) **	1	1	1	1	1	1	1	1	1	1	0	0	0	0	0	0	0	0	0	0	0	0	0	
Age Pension Partners	3	5	5	4	3	4	4	4	5	5	5	4	4	0	0	0	0	0	0	0	0	0	0	
Commonwealth Seniors Health Cards (CSHC) Dependants	17	15	13	14	14	13	13	18	9	8	8	7	8	10	10	10	10	10	10	10	10	10	10	
Defence Force Income Support Supplement (DFISA) Dependants ***	12	13	17	18	16	21	26	23	24	21	22	22	24	0	0	0	0	0	0	0	0	0	0	
MRCA Dependants	n/a	n/a	n/a	n/a	2	1	1	0	0	0	0	1	1	0	0	0	0	0	0	0	0	0	0	
Other Dependants	1	2	2	2	19	13	11	12	6	14	26	31	36	40	50	50	60	60	60	70	70	70	80	
Total Overlap Between Dependant Categories	15	14	13	12	12	12	11	10	10	9	8	6	7	0	0	0	0	0	0	0	0	0	0	
<b>Total Dependants</b>	<b>378</b>	<b>362</b>	<b>362</b>	<b>343</b>	<b>343</b>	<b>325</b>	<b>324</b>	<b>320</b>	<b>300</b>	<b>303</b>	<b>297</b>	<b>292</b>	<b>294</b>	<b>270</b>	<b>270</b>	<b>270</b>	<b>270</b>	<b>270</b>	<b>270</b>	<b>270</b>	<b>260</b>	<b>270</b>	<b>270</b>	
<b>Total Veterans and Total Dependants Overlap</b>	<b>5</b>	<b>5</b>	<b>4</b>	<b>4</b>	<b>4</b>	<b>4</b>	<b>4</b>	<b>4</b>	<b>2</b>	<b>2</b>	<b>3</b>	<b>4</b>	<b>5</b>	<b>0</b>	<b>0</b>	<b>0</b>	<b>0</b>	<b>10</b>	<b>10</b>	<b>10</b>	<b>10</b>	<b>10</b>	<b>10</b>	
<b>Nett Total Clients ****</b>	<b>1,418</b>	<b>1,421</b>	<b>1,431</b>	<b>1,402</b>	<b>2,587</b>	<b>2,603</b>	<b>2,708</b>	<b>2,804</b>	<b>3,027</b>	<b>3,889</b>	<b>5,461</b>	<b>6,080</b>	<b>6,271</b>	<b>6,470</b>	<b>6,680</b>	<b>6,760</b>	<b>6,870</b>	<b>7,000</b>	<b>7,140</b>	<b>7,290</b>	<b>7,450</b>	<b>7,620</b>	<b>7,790</b>	

\* Starting on 1 January 2022, the Disability Pension has been renamed to the Disability Compensation Payment. This was done to reflect the fact that the Disability Pension is not an income support pension but is instead a compensation payment.  
 \*\* Adequate Means of Support Pensions (AMS) were granted prior to 6 June 1985. AMS is paid by DVA if the death of an ex-service man or woman is accepted to have been due to war service, and that person's death left a dependant or other near relative without adequate means of support.  
 \*\*\* DFISA was abolished on 1 January 2022, since the payment became redundant when DVA's Disability Compensation Payment and some other relevant DVA payments were exempted from means tests for social security income support.  
 \*\*\*\* From June 2014 this report contains a more complete count of total DVA clients. The previous count; Net Total Beneficiaries; included all persons receiving a VEA pension/allowance or holding a treatment or pharmaceutical entitlement card.  
 In contrast, the Nett Total Client count also includes any veteran with one or more service related disabilities accepted under the DRCA or the MRCA as well as dependent children of veterans currently receiving student payments under the VCES or MRCAETS



Date of Most Recent Actual Data : 4 January 2022



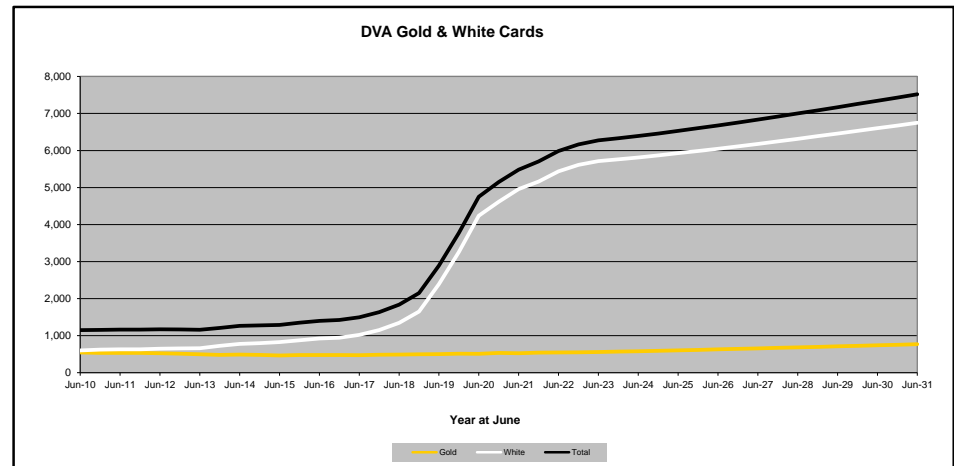
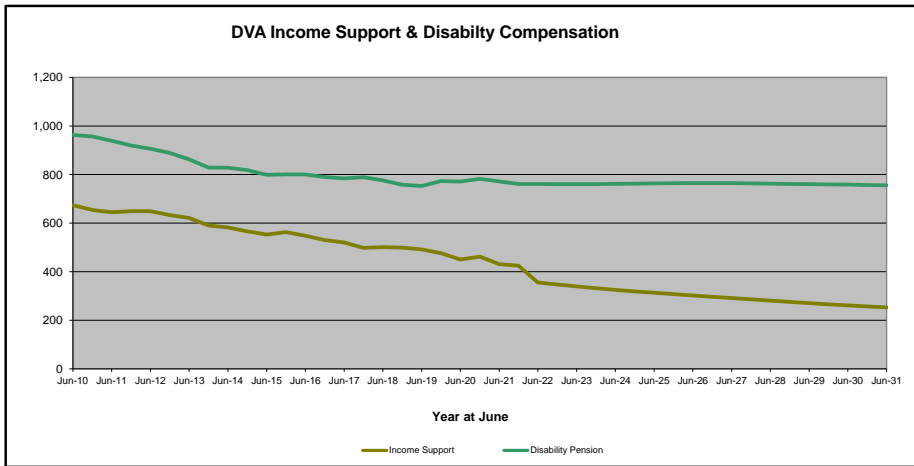
Continued next page

**DVA PROJECTED BENEFICIARY NUMBERS WITH ACTUALS TO 31 DECEMBER 2021 - NORTHERN TERRITORY**

**Executive Summary of DVA Beneficiaries in Receipt of Pension(s), Allowance(s) or Health Care**

BENEFICIARY CATEGORY (Subsets of Net Total Beneficiaries on Previous Page)	ACTUAL DATA													FORECAST DATA										
	June 2010	June 2011	June 2012	June 2013	June 2014	June 2015	June 2016	June 2017	June 2018	June 2019	June 2020	June 2021	Dec 2021	June 2022	June 2023	June 2024	June 2025	June 2026	June 2027	June 2028	June 2029	June 2030	June 2031	
<b>Health Treatment Card Holders :</b>																								
Gold Cards	548	532	525	498	490	465	476	474	491	502	511	524	543	550	560	580	600	630	660	680	710	740	770	
White Cards	602	632	648	661	777	826	925	1,023	1,346	2,390	4,239	4,957	5,163	5,440	5,710	5,810	5,930	6,050	6,180	6,320	6,460	6,600	6,750	
<b>Total Health Treatment Cards</b>	<b>1,150</b>	<b>1,164</b>	<b>1,173</b>	<b>1,159</b>	<b>1,267</b>	<b>1,291</b>	<b>1,401</b>	<b>1,497</b>	<b>1,837</b>	<b>2,892</b>	<b>4,750</b>	<b>5,481</b>	<b>5,706</b>	<b>5,980</b>	<b>6,270</b>	<b>6,390</b>	<b>6,530</b>	<b>6,680</b>	<b>6,830</b>	<b>7,000</b>	<b>7,170</b>	<b>7,340</b>	<b>7,520</b>	
Repatriation Pharmaceutical Benefits Cards (Orange Cards)	20	18	18	14	10	7	7	4	4	2	1	1	1	0	0	0	0	0	0	0	0	0	0	
<b>Other Income Support Categories:</b>																								
Income Support Supplement	89	81	75	73	76	75	75	76	68	70	67	61	58	60	50	50	50	50	50	50	50	50	50	
Age Pensioners	5	8	8	7	6	8	8	11	11	14	13	12	13	10	10	10	10	20	20	20	20	20	20	
Commonwealth Seniors Health Cards (CSHC)	29	26	23	26	25	23	22	33	16	13	13	12	13	10	10	10	10	10	10	10	10	10	10	
Defence Force Income Support Supplement (DFISA) (a)	40	41	50	51	47	55	58	54	60	60	60	63	71	0	0	0	0	0	0	0	0	0	0	
<b>Total Income Support Beneficiaries (b)</b>	<b>674</b>	<b>645</b>	<b>650</b>	<b>621</b>	<b>582</b>	<b>553</b>	<b>548</b>	<b>520</b>	<b>501</b>	<b>492</b>	<b>450</b>	<b>431</b>	<b>425</b>	<b>360</b>	<b>340</b>	<b>330</b>	<b>310</b>	<b>300</b>	<b>290</b>	<b>280</b>	<b>270</b>	<b>260</b>	<b>250</b>	
<b>Total Disability Compensation Beneficiaries (c)</b>	<b>963</b>	<b>939</b>	<b>910</b>	<b>863</b>	<b>828</b>	<b>799</b>	<b>800</b>	<b>784</b>	<b>776</b>	<b>753</b>	<b>771</b>	<b>772</b>	<b>761</b>	<b>760</b>	<b>760</b>	<b>760</b>	<b>760</b>	<b>770</b>	<b>760</b>	<b>760</b>	<b>760</b>	<b>760</b>	<b>760</b>	

- (a) - DFISA was abolished on 1 January 2022, since the payment became redundant when DVA's Disability Compensation Payment and some other relevant DVA payments were exempted from means tests for social security income support.
- (b) - Includes veteran service pensions, dependant service pensions, income support supplement, age pensions, commonwealth seniors health cards and DFISA recipients.
- (c) - Includes disability, war widow, orphan and adequate means of support pensions.



Date of Most Recent Actual Data : 4 January 2022

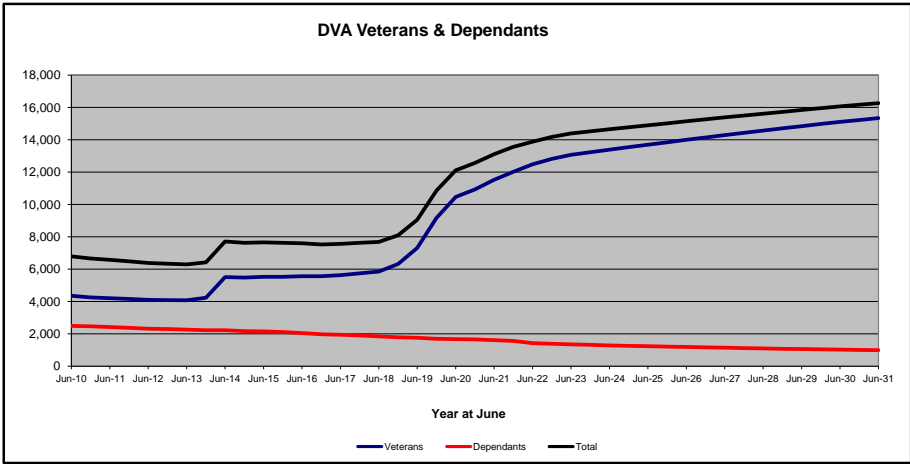


**DVA PROJECTED BENEFICIARY NUMBERS WITH ACTUALS TO 31 DECEMBER 2021 - AUSTRALIAN CAPITAL TERRITORY**

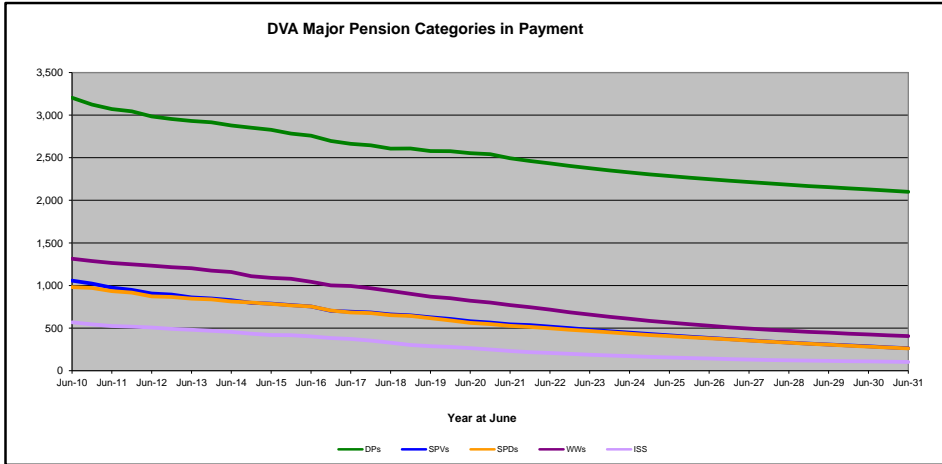
**Executive Summary of DVA Beneficiaries in Receipt of Pension(s), Allowance(s) or Health Care**

BENEFICIARY CATEGORY	ACTUAL DATA												FORECAST DATA											
	June 2010	June 2011	June 2012	June 2013	June 2014	June 2015	June 2016	June 2017	June 2018	June 2019	June 2020	June 2021	Dec 2021	June 2022	June 2023	June 2024	June 2025	June 2026	June 2027	June 2028	June 2029	June 2030	June 2031	
<b>Veterans :</b>																								
Disability Compensation Payment Recipients*	3,204	3,072	2,984	2,932	2,879	2,827	2,758	2,663	2,606	2,579	2,553	2,493	2,462	2,400	2,400	2,300	2,300	2,200	2,200	2,200	2,200	2,100	2,100	
Age Pension Veterans (Included Above)	22	22	24	25	26	25	28	23	22	23	23	23	23	20	20	20	20	20	20	20	20	10	10	
Service Pension Veterans	1,057	974	905	860	829	788	754	692	660	626	581	544	535	500	500	400	400	400	400	300	300	300	300	
Disability Compensation Payment Recipient & Service Pension Veteran Overlap*	707	666	617	580	565	547	533	489	470	448	410	383	376	360	340	310	290	270	250	230	210	200	180	
Treatment Cards, Allowances or Accepted Disabilities Only	803	821	836	867	2,364	2,461	2,589	2,769	3,060	4,558	7,748	8,873	9,404	9,900	10,550	10,930	11,290	11,630	11,970	12,280	12,590	12,890	13,160	
MRCA Veterans	n/a	n/a	n/a	n/a	714	824	953	1,126	1,319	1,658	2,044	2,353	2,502	2,710	3,150	3,560	3,950	4,340	4,710	5,070	5,410	5,750	6,070	
DRCA Veterans	n/a	n/a	n/a	n/a	2,492	2,533	2,539	2,550	2,556	2,642	2,742	2,760	2,768	2,810	2,880	2,950	3,020	3,090	3,150	3,210	3,260	3,310	3,350	
<b>Total Veterans</b>	<b>4,357</b>	<b>4,211</b>	<b>4,108</b>	<b>4,079</b>	<b>5,507</b>	<b>5,529</b>	<b>5,568</b>	<b>5,635</b>	<b>5,856</b>	<b>7,315</b>	<b>10,472</b>	<b>11,527</b>	<b>12,025</b>	<b>12,500</b>	<b>13,100</b>	<b>13,400</b>	<b>13,700</b>	<b>14,000</b>	<b>14,300</b>	<b>14,600</b>	<b>14,800</b>	<b>15,100</b>	<b>15,300</b>	
<b>Dependants :</b>																								
Service Pension Dependants	981	934	873	846	812	784	754	683	652	616	562	527	514	500	470	430	410	380	350	330	310	280	260	
War Widow(er)s	1,314	1,265	1,233	1,203	1,158	1,089	1,044	994	936	868	821	769	746	700	700	600	600	500	500	500	400	400	400	
Orphans	6	8	8	7	7	3	4	3	4	7	8	8	8	10	10	10	10	10	10	10	10	10	0	
Adequate Means of Support (AMS) **	6	6	6	6	6	6	5	4	4	3	2	2	2	0	0	0	0	0	0	0	0	0	0	
Age Pension Partners	14	13	14	15	17	18	19	20	21	20	19	20	21	0	0	0	0	0	0	0	0	0	0	
Commonwealth Seniors Health Cards (CSHC) Dependants	116	126	122	124	104	97	87	105	85	84	76	75	70	100	100	100	100	0	0	0	0	0	0	
Defence Force Income Support Supplement (DFISA) Dependants ***	113	117	116	121	115	135	127	119	117	123	119	125	117	0	0	0	0	0	0	0	0	0	0	
MRCA Dependants	n/a	n/a	n/a	n/a	8	9	10	14	18	18	25	21	22	22	22	22	22	22	22	22	22	22	22	
Other Dependants	11	20	21	15	59	60	53	49	57	67	86	106	109	100	100	200	200	200	200	200	200	300	300	
Total Overlap Between Dependant Categories	68	70	72	72	59	53	54	48	47	47	43	41	42	30	20	20	20	20	20	10	10	10	10	
<b>Total Dependants</b>	<b>2,493</b>	<b>2,419</b>	<b>2,321</b>	<b>2,265</b>	<b>2,227</b>	<b>2,148</b>	<b>2,049</b>	<b>1,943</b>	<b>1,847</b>	<b>1,759</b>	<b>1,675</b>	<b>1,612</b>	<b>1,567</b>	<b>1,400</b>	<b>1,400</b>	<b>1,300</b>	<b>1,200</b>	<b>1,200</b>	<b>1,100</b>	<b>1,100</b>	<b>1,100</b>	<b>1,000</b>	<b>1,000</b>	
<b>Total Veterans and Total Dependants Overlap</b>	<b>60</b>	<b>51</b>	<b>48</b>	<b>47</b>	<b>23</b>	<b>19</b>	<b>15</b>	<b>16</b>	<b>16</b>	<b>19</b>	<b>31</b>	<b>25</b>	<b>27</b>	<b>30</b>	<b>30</b>	<b>30</b>	<b>40</b>	<b>40</b>	<b>50</b>	<b>50</b>	<b>60</b>	<b>70</b>	<b>70</b>	
<b>Nett Total Clients ****</b>	<b>6,790</b>	<b>6,579</b>	<b>6,381</b>	<b>6,297</b>	<b>7,711</b>	<b>7,658</b>	<b>7,602</b>	<b>7,562</b>	<b>7,687</b>	<b>9,055</b>	<b>12,116</b>	<b>13,114</b>	<b>13,565</b>	<b>13,900</b>	<b>14,400</b>	<b>14,700</b>	<b>14,900</b>	<b>15,100</b>	<b>15,400</b>	<b>15,600</b>	<b>15,800</b>	<b>16,100</b>	<b>16,300</b>	

\* Starting on 1 January 2022, the Disability Pension has been renamed to the Disability Compensation Payment. This was done to reflect the fact that the Disability Pension is not an income support pension but is instead a compensation payment.  
 \*\* Adequate Means of Support Pensions (AMS) were granted prior to 6 June 1985. AMS is paid by DVA if the death of an ex-service man or woman is accepted to have been due to war service, and that person's death left a dependant or other near relative without adequate means of support.  
 \*\*\* DFISA was abolished on 1 January 2022, since the payment became redundant when DVA's Disability Compensation Payment and some other relevant DVA payments were exempted from means tests for social security income support.  
 \*\*\*\* From June 2014 this report contains a more complete count of total DVA clients. The previous count; Net Total Beneficiaries; included all persons receiving a VEA pension/allowance or holding a treatment or pharmaceutical entitlement card.  
 In contrast, the Nett Total Client count also includes any veteran with one or more service related disabilities accepted under the DRCA or the MRCA as well as dependent children of veterans currently receiving student payments under the VCES or MRCAETS



Date of Most Recent Actual Data : 4 January 2022



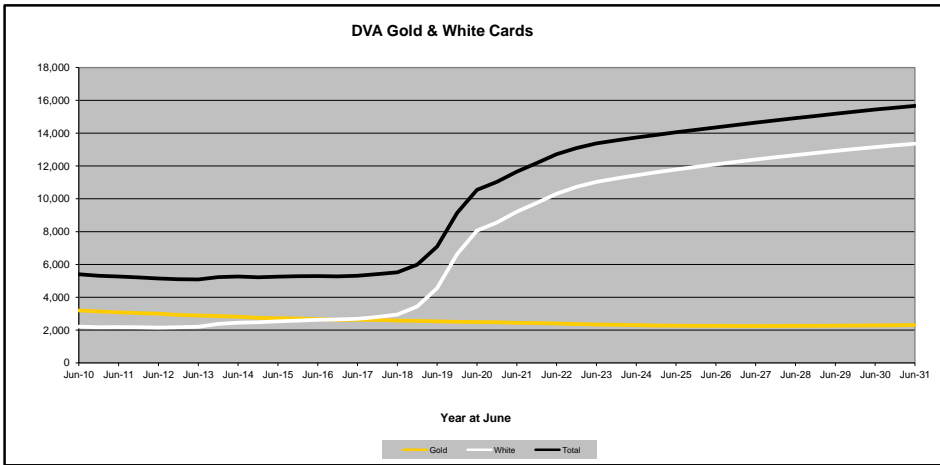
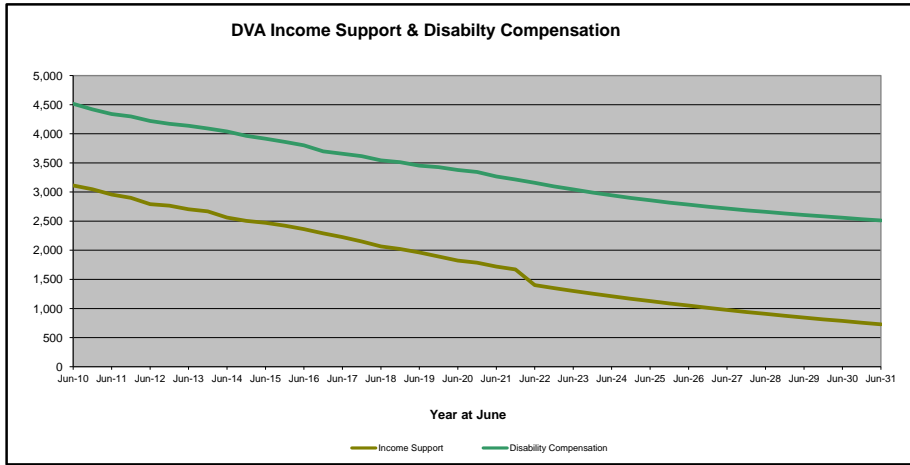
Continued next page

**DVA PROJECTED BENEFICIARY NUMBERS WITH ACTUALS TO 31 DECEMBER 2021 - AUSTRALIAN CAPITAL TERRITORY**

**Executive Summary of DVA Beneficiaries in Receipt of Pension(s), Allowance(s) or Health Care**

BENEFICIARY CATEGORY (Subsets of Net Total Beneficiaries on Previous Page)	ACTUAL DATA													FORECAST DATA									
	June 2010	June 2011	June 2012	June 2013	June 2014	June 2015	June 2016	June 2017	June 2018	June 2019	June 2020	June 2021	Dec 2021	June 2022	June 2023	June 2024	June 2025	June 2026	June 2027	June 2028	June 2029	June 2030	June 2031
<b>Health Treatment Card Holders :</b>																							
Gold Cards	3,195	3,085	2,996	2,889	2,819	2,721	2,673	2,623	2,574	2,529	2,485	2,439	2,432	2,400	2,300	2,300	2,300	2,300	2,200	2,300	2,300	2,300	2,300
White Cards	2,209	2,180	2,149	2,197	2,449	2,532	2,621	2,683	2,948	4,561	8,057	9,212	9,748	10,300	11,000	11,400	11,800	12,100	12,400	12,700	12,900	13,200	13,400
<b>Total Health Treatment Cards</b>	<b>5,404</b>	<b>5,265</b>	<b>5,145</b>	<b>5,086</b>	<b>5,268</b>	<b>5,253</b>	<b>5,294</b>	<b>5,306</b>	<b>5,522</b>	<b>7,090</b>	<b>10,542</b>	<b>11,651</b>	<b>12,180</b>	<b>12,700</b>	<b>13,400</b>	<b>13,700</b>	<b>14,100</b>	<b>14,400</b>	<b>14,600</b>	<b>14,900</b>	<b>15,200</b>	<b>15,400</b>	<b>15,700</b>
Repatriation Pharmaceutical Benefits Cards (Orange Cards)	148	120	106	94	78	64	50	34	27	20	17	13	12	0	0	0	0	0	0	0	0	0	0
<b>Other Income Support Categories:</b>																							
Income Support Supplement	568	525	507	481	456	419	402	373	328	288	264	231	217	210	190	170	160	140	130	120	110	110	100
Age Pensioners	36	35	38	40	43	43	47	43	43	43	42	43	44	40	40	40	40	30	30	30	30	30	30
Commonwealth Seniors Health Cards (CSHC)	247	266	247	246	201	184	166	210	160	160	147	144	138	100	100	100	100	100	100	100	100	100	100
Defence Force Income Support Supplement (DFISA) (a)	254	255	255	266	258	287	282	258	255	264	260	266	258	0	0	0	0	0	0	0	0	0	0
<b>Total Income Support Beneficiaries (b)</b>	<b>3,112</b>	<b>2,958</b>	<b>2,791</b>	<b>2,703</b>	<b>2,563</b>	<b>2,471</b>	<b>2,363</b>	<b>2,227</b>	<b>2,066</b>	<b>1,962</b>	<b>1,822</b>	<b>1,720</b>	<b>1,670</b>	<b>1,400</b>	<b>1,300</b>	<b>1,200</b>	<b>1,100</b>	<b>1,000</b>	<b>1,000</b>	<b>900</b>	<b>800</b>	<b>800</b>	<b>700</b>
<b>Total Disability Compensation Beneficiaries (c)</b>	<b>4,515</b>	<b>4,340</b>	<b>4,221</b>	<b>4,137</b>	<b>4,039</b>	<b>3,916</b>	<b>3,803</b>	<b>3,656</b>	<b>3,543</b>	<b>3,452</b>	<b>3,378</b>	<b>3,268</b>	<b>3,215</b>	<b>3,200</b>	<b>3,000</b>	<b>2,900</b>	<b>2,900</b>	<b>2,800</b>	<b>2,700</b>	<b>2,700</b>	<b>2,600</b>	<b>2,600</b>	<b>2,500</b>

- (a) - DFISA was abolished on 1 January 2022, since the payment became redundant when DVA's Disability Compensation Payment and some other relevant DVA payments were exempted from means tests for social security income support.
- (b) - Includes veteran service pensions, dependant service pensions, income support supplement, age pensions, commonwealth seniors health cards and DFISA recipients.
- (c) - Includes disability, war widow, orphan and adequate means of support pensions.



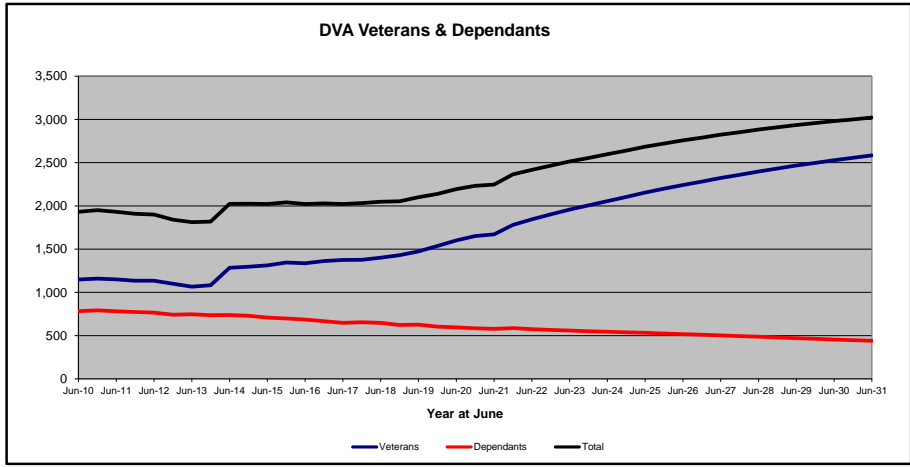
Date of Most Recent Actual Data : 4 January 2022

**DVA PROJECTED BENEFICIARY NUMBERS WITH ACTUALS TO 31 DECEMBER 2021 - OVERSEAS**

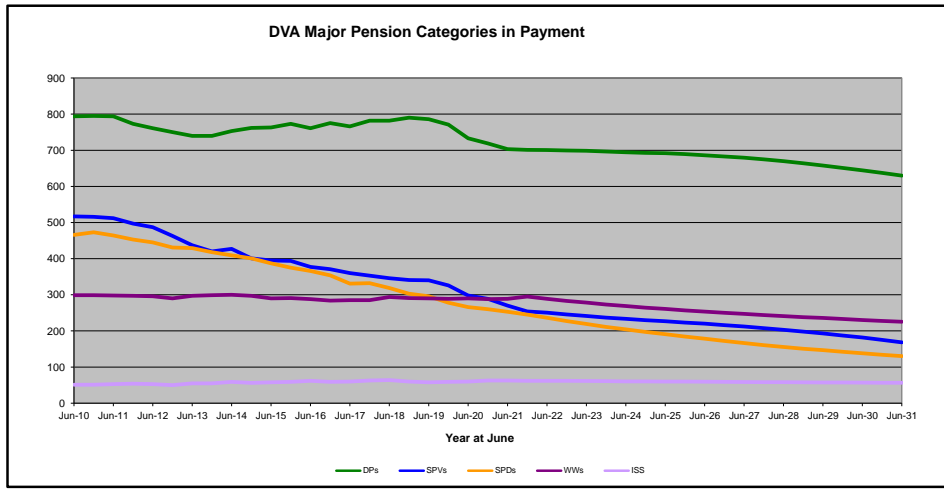
**Executive Summary of DVA Beneficiaries in Receipt of Pension(s), Allowance(s) or Health Care**

BENEFICIARY CATEGORY	ACTUAL DATA													FORECAST DATA									
	June 2010	June 2011	June 2012	June 2013	June 2014	June 2015	June 2016	June 2017	June 2018	June 2019	June 2020	June 2021	Dec 2021	June 2022	June 2023	June 2024	June 2025	June 2026	June 2027	June 2028	June 2029	June 2030	June 2031
<b>Veterans :</b>																							
Disability Compensation Payment Recipients*	794	794	761	740	753	763	761	766	782	786	733	703	701	700	700	690	690	690	680	670	660	640	630
Age Pension Veterans (Included Above)	2	3	4	5	4	3	5	8	8	11	10	8	9	10	10	10	10	10	10	10	10	10	10
Service Pension Veterans	517	512	487	437	427	395	377	360	346	340	298	270	254	250	240	230	230	220	210	200	190	180	170
Disability Compensation Payment Recipient & Service Pension Veteran Overlap*	185	204	196	192	188	181	177	178	186	189	163	148	141	140	140	140	140	140	140	130	130	120	110
Treatment Cards, Allowances or Accepted Disabilities Only	23	49	82	81	291	335	375	426	458	537	733	846	966	1,030	1,160	1,270	1,380	1,480	1,570	1,660	1,740	1,820	1,900
MRCA Veterans	n/a	n/a	n/a	n/a	93	134	167	208	243	289	333	373	405	430	480	530	580	640	700	760	820	880	940
DRCA Veterans	n/a	n/a	n/a	n/a	403	437	450	475	504	518	518	533	547	560	580	600	620	640	660	680	690	710	720
<b>Total Veterans</b>	<b>1,149</b>	<b>1,151</b>	<b>1,134</b>	<b>1,066</b>	<b>1,285</b>	<b>1,312</b>	<b>1,336</b>	<b>1,374</b>	<b>1,400</b>	<b>1,474</b>	<b>1,601</b>	<b>1,671</b>	<b>1,780</b>	<b>1,840</b>	<b>1,960</b>	<b>2,060</b>	<b>2,150</b>	<b>2,240</b>	<b>2,320</b>	<b>2,400</b>	<b>2,470</b>	<b>2,530</b>	<b>2,580</b>
<b>Dependants :</b>																							
Service Pension Dependants	466	464	445	429	409	387	366	331	319	296	266	253	245	240	220	200	190	180	170	160	150	140	130
War Widow(er)s	299	298	296	297	300	290	288	285	294	290	290	289	295	290	280	270	260	250	240	240	240	230	230
Orphans	9	10	10	9	11	10	9	11	11	8	5	6	7	10	10	10	10	10	0	0	0	0	0
Adequate Means of Support (AMS) **	1	1	1	1	1	1	1	1	1	1	1	1	1	0	0	0	0	0	0	0	0	0	0
Age Pension Partners	1	1	1	1	1	1	3	3	1	1	1	1	1	0	0	0	0	0	0	0	0	0	0
Commonwealth Seniors Health Cards (CSHC) Dependants	1	1	1	1	1	1	1	1	1	0	0	0	0	0	0	0	0	0	0	0	0	0	0
Defence Force Income Support Supplement (DFISA) Dependants ***	6	7	7	4	3	3	4	6	7	7	3	5	4	0	0	0	0	0	0	0	0	0	0
MRCA Dependants	n/a	n/a	n/a	n/a	2	2	2	1	1	2	1	1	6	10	10	10	10	10	10	10	10	10	10
Other Dependants	2	1	7	6	12	16	16	13	15	23	29	22	28	30	50	60	70	70	80	80	80	80	70
Total Overlap Between Dependant Categories	2	2	2	2	2	2	4	4	2	2	1	1	0	0	0	0	0	0	0	0	0	0	0
<b>Total Dependants</b>	<b>783</b>	<b>781</b>	<b>766</b>	<b>746</b>	<b>738</b>	<b>709</b>	<b>686</b>	<b>648</b>	<b>648</b>	<b>627</b>	<b>595</b>	<b>577</b>	<b>586</b>	<b>570</b>	<b>560</b>	<b>540</b>	<b>530</b>	<b>520</b>	<b>500</b>	<b>490</b>	<b>470</b>	<b>450</b>	<b>440</b>
<b>Total Veterans and Total Dependants Overlap</b>	<b>0</b>	<b>1</b>	<b>0</b>	<b>0</b>	<b>0</b>	<b>0</b>	<b>1</b>	<b>0</b>	<b>0</b>	<b>1</b>	<b>2</b>	<b>2</b>	<b>1</b>	<b>0</b>	<b>0</b>	<b>0</b>	<b>0</b>	<b>0</b>	<b>0</b>	<b>0</b>	<b>0</b>	<b>0</b>	<b>0</b>
<b>Nett Total Clients ****</b>	<b>1,932</b>	<b>1,931</b>	<b>1,900</b>	<b>1,812</b>	<b>2,023</b>	<b>2,021</b>	<b>2,021</b>	<b>2,022</b>	<b>2,048</b>	<b>2,100</b>	<b>2,194</b>	<b>2,246</b>	<b>2,365</b>	<b>2,420</b>	<b>2,510</b>	<b>2,600</b>	<b>2,680</b>	<b>2,760</b>	<b>2,820</b>	<b>2,880</b>	<b>2,940</b>	<b>2,980</b>	<b>3,020</b>

\* Starting on 1 January 2022, the Disability Pension has been renamed to the Disability Compensation Payment. This was done to reflect the fact that the Disability Pension is not an income support pension but is instead a compensation payment.  
 \*\* Adequate Means of Support Pensions (AMS) were granted prior to 6 June 1985. AMS is paid by DVA if the death of an ex-service man or woman is accepted to have been due to war service, and that person's death left a dependant or other near relative without adequate means of support.  
 \*\*\* DFISA was abolished on 1 January 2022, since the payment became redundant when DVA's Disability Compensation Payment and some other relevant DVA payments were exempted from means tests for social security income support.  
 \*\*\*\* From June 2014 this report contains a more complete count of total DVA clients. The previous count; Net Total Beneficiaries; included all persons receiving a VEA pension/allowance or holding a treatment or pharmaceutical entitlement card.  
 In contrast, the Nett Total Client count also includes any veteran with one or more service related disabilities accepted under the DRCA or the MRCA as well as dependent children of veterans currently receiving student payments under the VCES or MRCAETS



Date of Most Recent Actual Data : 4 January 2022

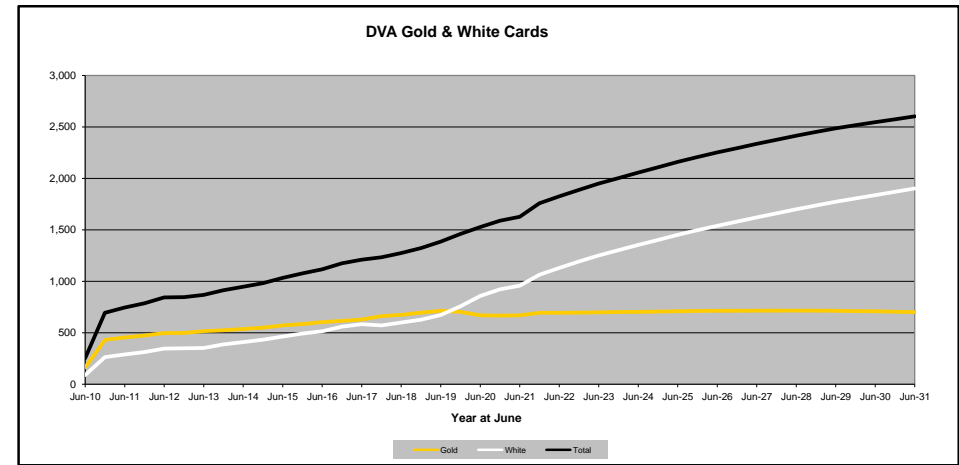
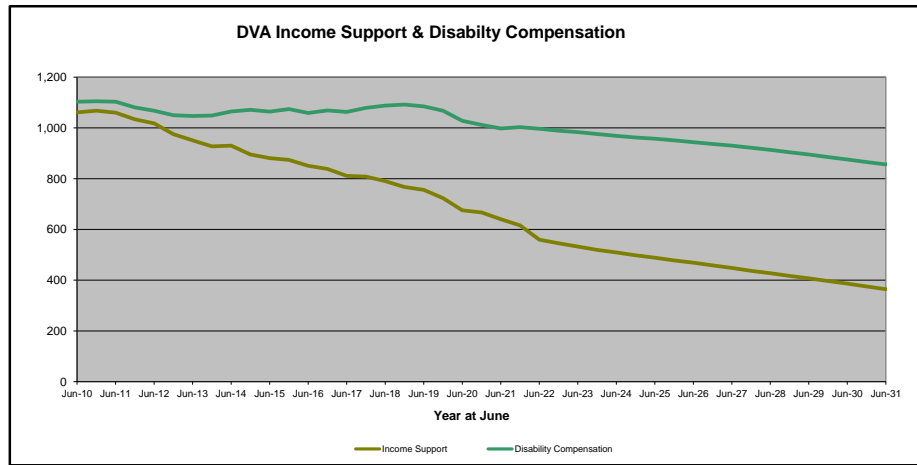


# DVA PROJECTED BENEFICIARY NUMBERS WITH ACTUALS TO 31 DECEMBER 2021 - OVERSEAS

## Executive Summary of DVA Beneficiaries in Receipt of Pension(s), Allowance(s) or Health Care

BENEFICIARY CATEGORY (Subsets of Net Total Beneficiaries on Previous Page)	ACTUAL DATA													FORECAST DATA										
	June 2010	June 2011	June 2012	June 2013	June 2014	June 2015	June 2016	June 2017	June 2018	June 2019	June 2020	June 2021	Dec 2021	June 2022	June 2023	June 2024	June 2025	June 2026	June 2027	June 2028	June 2029	June 2030	June 2031	
<b>Health Treatment Card Holders :</b>																								
Gold Cards	165	455	497	516	537	571	603	628	674	713	670	669	695	690	700	700	710	710	720	720	710	710	700	
White Cards	89	290	347	353	410	463	514	583	600	673	858	958	1,064	1,130	1,250	1,350	1,450	1,540	1,620	1,700	1,770	1,840	1,900	
<b>Total Health Treatment Cards</b>	<b>254</b>	<b>745</b>	<b>844</b>	<b>869</b>	<b>947</b>	<b>1,034</b>	<b>1,117</b>	<b>1,211</b>	<b>1,274</b>	<b>1,386</b>	<b>1,528</b>	<b>1,627</b>	<b>1,759</b>	<b>1,830</b>	<b>1,950</b>	<b>2,060</b>	<b>2,160</b>	<b>2,250</b>	<b>2,340</b>	<b>2,420</b>	<b>2,490</b>	<b>2,550</b>	<b>2,600</b>	
Repatriation Pharmaceutical Benefits Cards (Orange Cards)	16	50	51	42	45	37	33	28	22	18	9	4	6	10	10	10	10	0	0	0	0	0	0	
<b>Other Income Support Categories:</b>																								
Income Support Supplement	51	53	53	55	59	58	62	60	64	58	60	63	62	60	60	60	60	60	60	60	60	60	60	
Age Pensioners	3	4	5	6	5	4	8	11	9	12	11	9	10	10	10	10	10	10	10	10	10	10	10	
Commonwealth Seniors Health Cards (CSHC)	1	1	1	1	1	1	2	1	1	2	0	0	0	0	0	0	0	0	0	0	0	0	0	
Defence Force Income Support Supplement (DFISA) (a)	26	30	32	29	34	40	44	58	59	60	51	54	55	0	0	0	0	0	0	0	0	0	0	
<b>Total Income Support Beneficiaries (b)</b>	<b>1,061</b>	<b>1,060</b>	<b>1,020</b>	<b>951</b>	<b>930</b>	<b>881</b>	<b>851</b>	<b>811</b>	<b>790</b>	<b>756</b>	<b>675</b>	<b>640</b>	<b>616</b>	<b>560</b>	<b>530</b>	<b>510</b>	<b>490</b>	<b>470</b>	<b>450</b>	<b>430</b>	<b>410</b>	<b>390</b>	<b>360</b>	
<b>Total Disability Compensation Beneficiaries (c)</b>	<b>1,103</b>	<b>1,103</b>	<b>1,070</b>	<b>1,047</b>	<b>1,065</b>	<b>1,064</b>	<b>1,059</b>	<b>1,063</b>	<b>1,088</b>	<b>1,085</b>	<b>1,028</b>	<b>998</b>	<b>1,003</b>	<b>1,000</b>	<b>980</b>	<b>970</b>	<b>960</b>	<b>940</b>	<b>930</b>	<b>910</b>	<b>900</b>	<b>880</b>	<b>860</b>	

- (a) - DFISA was abolished on 1 January 2022, since the payment became redundant when DVA's Disability Compensation Payment and some other relevant DVA payments were exempted from means tests for social security income support.
- (b) - Includes veteran service pensions, dependant service pensions, income support supplement, age pensions, commonwealth seniors health cards and DFISA recipients.
- (c) - Includes disability, war widow, orphan and adequate means of support pensions.



Date of Most Recent Actual Data : 4 January 2022

## Glossary

OTHER ABBREVIATIONS	DESCRIPTION
MRCA	Military Rehabilitation and Compensation Act
DRCA	Safety, Rehabilitation and Compensation (Defence - related Claims) Act
VEA	Veterans' Entitlement Act
VCES	Veterans' Child Education Scheme
MRCAETS	Military Rehabilitation and Compensation Act Education and Training Scheme
DCP*	Disability Compensation Payment
SPV	Service Pension Veterans
SPD	Service Pension Dependants
WW	War Widow(er)s
ISS	Income Support Supplement

\* Starting on 1 January 2022, the Disability Pension has been renamed to the Disability Compensation Payment.

This was done to reflect the fact that the Disability Pension is not an income support pension but is instead a compensation payment.