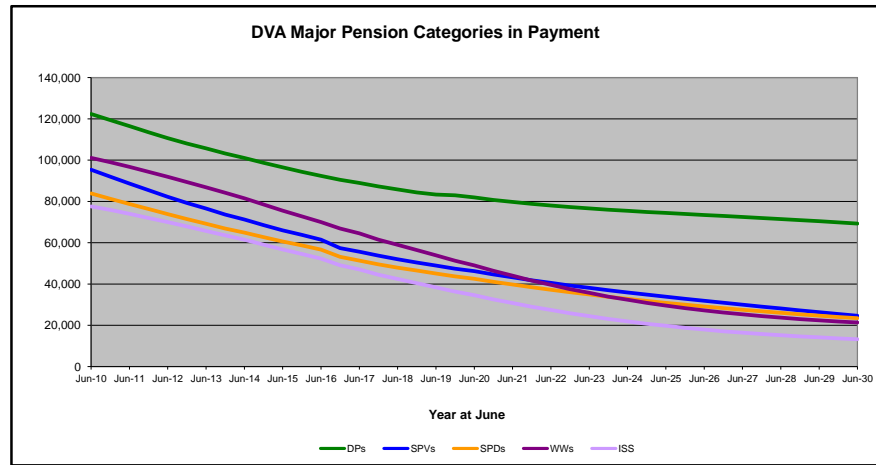
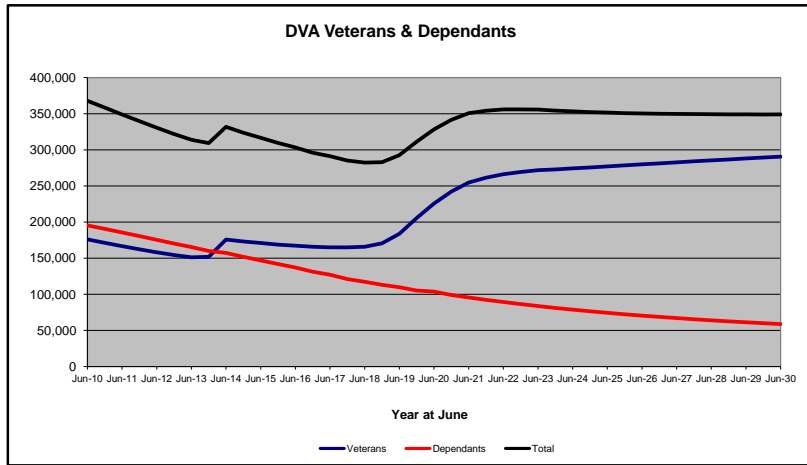


**DVA PROJECTED BENEFICIARY NUMBERS WITH ACTUALS TO 30 JUNE 2020 - AUSTRALIA**

**Executive Summary of DVA Beneficiaries in Receipt of Pension(s), Allowance(s) or Health Care**

BENEFICIARY CATEGORY	ACTUAL DATA											FORECAST DATA									
	June 2010	June 2011	June 2012	June 2013	June 2014	June 2015	June 2016	June 2017	June 2018	June 2019	June 2020	June 2021	June 2022	June 2023	June 2024	June 2025	June 2026	June 2027	June 2028	June 2029	June 2030
<b>Veterans :</b>																					
Disability Pensioners in Payment	122,355	116,498	110,644	105,705	101,059	96,493	92,374	88,974	85,811	83,363	81,918	79,700	78,000	76,600	75,400	74,400	73,500	72,500	71,500	70,400	69,300
Age Pension Veterans (Included Above)	3,006	2,771	2,562	2,405	2,244	2,151	2,097	2,026	1,940	2,058	2,096	2,100	2,200	2,300	2,400	2,500	2,600	2,700	2,800	2,900	3,000
Service Pension Veterans	95,363	88,652	82,229	76,523	71,266	66,016	61,504	55,641	52,011	48,958	46,244	43,200	40,500	38,100	35,900	33,800	31,900	30,000	28,200	26,400	24,600
Disability Pensioner & Service Pension Veteran Overlap	62,077	58,300	54,638	51,371	48,307	45,206	42,542	38,738	36,604	34,688	32,988	31,000	29,100	27,400	25,800	24,300	22,700	21,300	19,800	18,300	16,800
Treatment Cards, Allowances or Accepted Disabilities Only	20,353	19,803	19,974	20,383	51,867	53,713	55,968	59,194	64,606	86,032	130,372	162,900	176,800	184,400	188,800	193,100	197,300	201,500	205,600	209,500	213,500
MRCA Veterans	n/a	n/a	n/a	n/a	16,732	19,561	22,337	25,596	29,612	36,875	43,169	52,100	61,200	69,900	77,900	85,200	92,100	98,600	104,800	110,700	116,500
SRCA Veterans	n/a	n/a	n/a	n/a	50,223	50,757	51,388	52,019	52,588	54,242	56,341	58,100	60,100	62,000	63,900	65,700	67,300	68,800	70,200	71,400	72,500
<b>Total Veterans</b>	<b>175,994</b>	<b>166,653</b>	<b>158,209</b>	<b>151,240</b>	<b>175,934</b>	<b>171,016</b>	<b>167,304</b>	<b>165,071</b>	<b>165,824</b>	<b>183,665</b>	<b>225,546</b>	<b>254,800</b>	<b>266,200</b>	<b>271,700</b>	<b>274,400</b>	<b>277,100</b>	<b>279,900</b>	<b>282,700</b>	<b>285,400</b>	<b>288,000</b>	<b>290,500</b>
<b>Dependants :</b>																					
Service Pension Dependants	83,879	78,716	73,827	69,174	64,902	60,631	56,670	51,329	47,928	45,071	42,520	39,800	37,200	34,900	32,800	30,900	29,100	27,500	26,100	24,700	23,400
War Widow(er)s	101,090	96,761	91,925	86,865	81,531	75,536	69,960	64,500	59,001	53,899	49,000	44,100	39,600	35,700	32,400	29,600	27,200	25,300	23,700	22,400	21,400
Orphans	190	187	179	171	177	173	150	157	155	150	136	150	160	160	160	160	160	150	140	130	120
Adequate Means of Support (a)	449	431	419	408	398	382	367	355	331	320	304	300	300	290	290	280	280	270	260	260	250
Age Pension Partners	2,161	2,008	1,850	1,716	1,545	1,470	1,408	1,324	1,257	1,248	1,285	1,100	1,100	1,000	900	900	800	700	700	600	600
Commonwealth Seniors Health Cards Dependants	4,153	4,100	3,849	3,694	3,214	3,055	2,835	4,449	2,660	2,621	2,475	2,300	2,100	1,900	1,800	1,700	1,600	1,600	1,500	1,500	1,400
Defence Force Income Support Supplement Dependants	7,282	6,974	6,567	6,228	5,879	5,811	5,711	5,460	5,404	5,540	5,476	5,200	4,900	4,600	4,200	3,900	3,600	3,400	3,100	2,900	2,600
MRCA Dependants	n/a	n/a	n/a	n/a	158	177	188	219	252	294	336	400	400	400	400	400	400	400	400	400	400
Other Dependants	411	425	530	590	2,607	2,513	2,526	2,477	2,671	2,860	4,375	4,300	5,400	6,400	7,100	7,800	8,400	8,800	9,100	9,300	9,400
Total Overlap Between Dependant Categories	4,230	4,036	3,766	3,513	3,028	2,827	2,659	3,050	2,301	2,240	2,101	1,800	1,600	1,400	1,300	1,200	1,100	1,000	900	900	800
<b>Total Dependants</b>	<b>195,385</b>	<b>185,566</b>	<b>175,380</b>	<b>165,333</b>	<b>157,383</b>	<b>146,921</b>	<b>137,156</b>	<b>127,220</b>	<b>117,358</b>	<b>109,760</b>	<b>103,806</b>	<b>95,700</b>	<b>89,500</b>	<b>83,900</b>	<b>78,900</b>	<b>74,500</b>	<b>70,600</b>	<b>67,200</b>	<b>64,100</b>	<b>61,300</b>	<b>58,800</b>
<b>Total Veterans and Total Dependants Overlap</b>	<b>3,564</b>	<b>3,290</b>	<b>2,968</b>	<b>2,693</b>	<b>1,590</b>	<b>1,366</b>	<b>1,172</b>	<b>1,006</b>	<b>894</b>	<b>844</b>	<b>1,042</b>	<b>800</b>	<b>800</b>	<b>900</b>	<b>900</b>	<b>1,000</b>	<b>1,000</b>	<b>1,000</b>	<b>1,000</b>	<b>1,100</b>	<b>1,100</b>
<b>Nett Total Clients *</b>	<b>367,815</b>	<b>348,929</b>	<b>330,621</b>	<b>313,880</b>	<b>331,727</b>	<b>316,571</b>	<b>303,288</b>	<b>291,285</b>	<b>282,314</b>	<b>292,674</b>	<b>328,310</b>	<b>350,800</b>	<b>355,900</b>	<b>355,700</b>	<b>353,300</b>	<b>351,500</b>	<b>350,400</b>	<b>349,700</b>	<b>349,300</b>	<b>349,100</b>	<b>349,000</b>

\* - From June 2014 this report contains a more complete count of total DVA clients. The previous count; Net Total Beneficiaries; included all persons receiving a VEA pension/allowance or holding a treatment or pharmaceutical entitlement card. In contrast, the Nett Total Client count also includes any veteran with one or more service related disabilities accepted under the SRCA or the MRCA as well as dependent children of veterans currently receiving student payments under the VCES or MRCAETS.



Date of Most Recent Actual Data : 4 Jul 2020

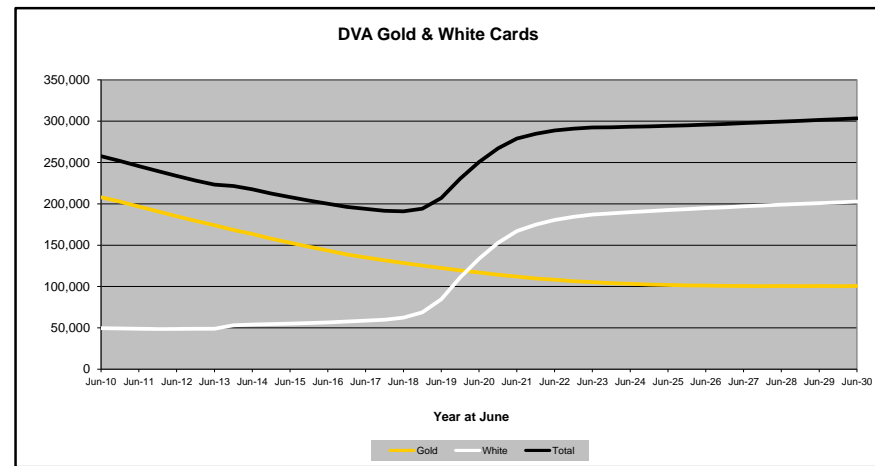
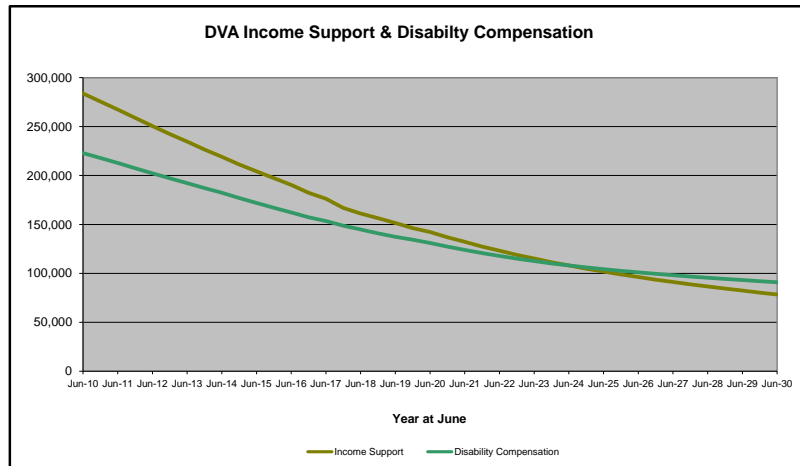
Continued next page

# DVA PROJECTED BENEFICIARY NUMBERS WITH ACTUALS TO 30 JUNE 2020 - AUSTRALIA

## Executive Summary of DVA Beneficiaries in Receipt of Pension(s), Allowance(s) or Health Care

BENEFICIARY CATEGORY (Subsets of Net Total Beneficiaries on Previous Page)	ACTUAL DATA											FORECAST DATA									
	June 2010	June 2011	June 2012	June 2013	June 2014	June 2015	June 2016	June 2017	June 2018	June 2019	June 2020	June 2021	June 2022	June 2023	June 2024	June 2025	June 2026	June 2027	June 2028	June 2029	June 2030
<b>Health Treatment Card Holders :</b>																					
Gold Cards	207,945	196,619	185,031	174,168	163,578	153,033	143,635	135,263	128,517	122,536	117,072	112,000	108,200	105,300	103,300	101,900	101,100	100,700	100,600	100,600	100,600
White Cards	49,621	48,986	48,769	49,013	53,984	55,148	56,610	58,705	62,450	64,624	133,539	167,000	180,500	187,100	190,000	192,500	194,800	197,000	199,000	200,900	202,800
<b>Total Health Treatment Cards</b>	<b>257,566</b>	<b>245,605</b>	<b>233,800</b>	<b>223,181</b>	<b>217,562</b>	<b>208,181</b>	<b>200,245</b>	<b>193,968</b>	<b>190,967</b>	<b>207,160</b>	<b>250,611</b>	<b>279,000</b>	<b>288,700</b>	<b>292,400</b>	<b>293,300</b>	<b>294,500</b>	<b>295,900</b>	<b>297,700</b>	<b>299,600</b>	<b>301,500</b>	<b>303,400</b>
Repatriation Pharmaceutical Benefits Cards (Orange Cards)	10,614	9,293	7,996	6,817	5,744	4,709	3,799	3,024	2,315	1,774	1,330	1,000	700	500	300	200	100	100	100	0	0
<b>Other Income Support Categories:</b>																					
Income Support Supplement	77,584	73,970	69,989	65,730	61,463	56,725	52,292	47,036	42,464	38,403	34,571	30,800	27,400	24,500	21,900	19,800	18,000	16,400	15,200	14,100	13,200
Age Pensioners	5,167	4,779	4,412	4,121	3,833	3,658	3,538	3,380	3,225	3,338	3,379	3,300	3,300	3,300	3,400	3,400	3,500	3,500	3,600	3,600	3,700
Commonwealth Seniors Health Cards	7,269	7,014	6,428	6,069	5,150	4,698	4,321	7,222	4,098	4,092	3,954	3,600	3,400	3,100	3,000	2,800	2,700	2,600	2,500	2,400	2,300
Defence Force Income Support Supplement (DFISA)	18,678	17,941	17,050	16,159	15,447	15,192	14,784	14,174	13,933	14,328	14,212	14,000	13,900	13,800	13,700	13,800	13,800	13,900	13,900	14,000	14,000
<b>Total Income Support Beneficiaries (a)</b>	<b>283,823</b>	<b>267,297</b>	<b>250,472</b>	<b>234,603</b>	<b>219,153</b>	<b>204,180</b>	<b>190,423</b>	<b>176,232</b>	<b>161,184</b>	<b>151,543</b>	<b>142,222</b>	<b>132,200</b>	<b>123,200</b>	<b>115,200</b>	<b>108,100</b>	<b>101,800</b>	<b>96,200</b>	<b>91,200</b>	<b>86,600</b>	<b>82,400</b>	<b>78,400</b>
<b>Total Disability Compensation Beneficiaries (b)</b>	<b>222,876</b>	<b>212,749</b>	<b>202,154</b>	<b>192,236</b>	<b>182,345</b>	<b>171,874</b>	<b>162,247</b>	<b>153,463</b>	<b>144,843</b>	<b>137,352</b>	<b>131,050</b>	<b>124,000</b>	<b>117,900</b>	<b>112,600</b>	<b>108,100</b>	<b>104,300</b>	<b>101,000</b>	<b>98,100</b>	<b>95,600</b>	<b>93,200</b>	<b>90,900</b>

- (a) - Includes veteran service pensions, dependant service pensions, income support supplement, age pensions, commonwealth seniors health cards and DFISA recipients.
- (b) - Includes disability, war widow, orphan and adequate means of support pensions.



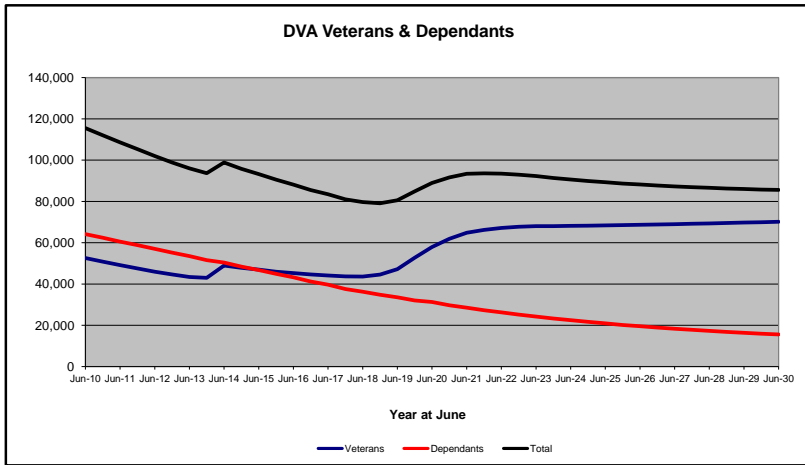
Date of Most Recent Actual Data : 4 Jul 2020

**DVA PROJECTED BENEFICIARY NUMBERS WITH ACTUALS TO 30 JUNE 2020 - NEW SOUTH WALES**

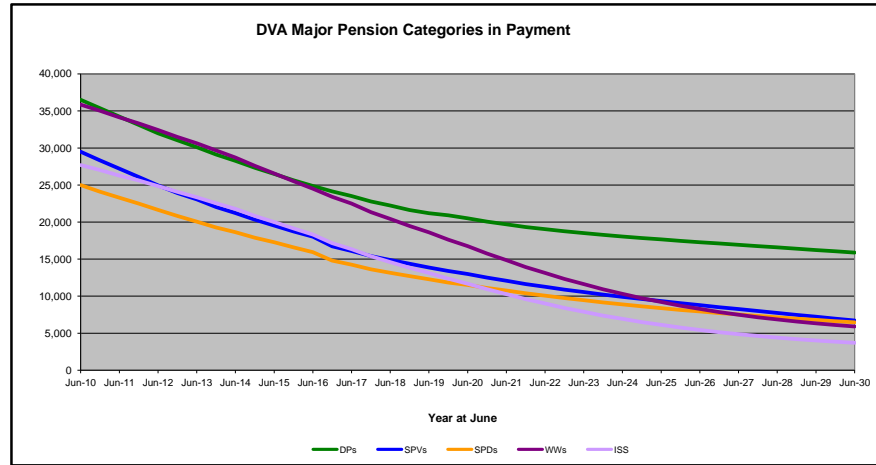
**Executive Summary of DVA Beneficiaries in Receipt of Pension(s), Allowance(s) or Health Care**

BENEFICIARY CATEGORY	ACTUAL DATA											FORECAST DATA									
	June 2010	June 2011	June 2012	June 2013	June 2014	June 2015	June 2016	June 2017	June 2018	June 2019	June 2020	June 2021	June 2022	June 2023	June 2024	June 2025	June 2026	June 2027	June 2028	June 2029	June 2030
<b>Veterans :</b>																					
Disability Pensioners in Payment	36,510	34,235	31,988	30,119	28,257	26,502	24,873	23,504	22,243	21,198	20,509	19,700	19,000	18,500	18,100	17,700	17,300	16,900	16,600	16,200	15,900
Age Pension Veterans (Included Above)	1,055	959	868	791	700	644	594	533	488	489	479	500	500	500	500	500	500	500	600	600	600
Service Pension Veterans	29,497	27,210	24,954	23,067	21,211	19,527	18,026	16,100	14,877	13,876	13,001	12,100	11,300	10,500	9,900	9,300	8,800	8,300	7,700	7,200	6,700
Disability Pensioner & Service Pension Veteran Overlap	19,371	17,961	16,535	15,326	14,115	12,982	11,999	10,641	9,844	9,190	8,601	8,000	7,500	7,000	6,600	6,200	5,800	5,400	5,000	4,600	4,200
Treatment Cards, Allowances or Accepted Disabilities Only	5,928	5,671	5,566	5,556	13,564	13,898	14,398	15,150	16,369	21,302	33,006	41,100	44,300	45,900	46,700	47,600	48,400	49,200	50,100	50,900	51,800
MRCA Veterans	n/a	n/a	n/a	n/a	4,082	4,768	5,475	6,298	7,337	9,103	10,614	13,000	15,400	17,800	19,900	21,800	23,600	25,300	26,800	28,300	29,800
SRCA Veterans	n/a	n/a	n/a	n/a	12,010	12,118	12,231	12,321	12,428	12,670	13,015	13,300	13,600	14,000	14,400	14,700	15,000	15,300	15,600	15,800	16,000
<b>Total Veterans</b>	<b>52,564</b>	<b>49,155</b>	<b>45,973</b>	<b>43,416</b>	<b>48,939</b>	<b>46,945</b>	<b>45,298</b>	<b>44,113</b>	<b>43,645</b>	<b>47,186</b>	<b>57,915</b>	<b>64,800</b>	<b>67,200</b>	<b>68,000</b>	<b>68,200</b>	<b>68,400</b>	<b>68,700</b>	<b>69,000</b>	<b>69,400</b>	<b>69,700</b>	<b>70,100</b>
<b>Dependants :</b>																					
Service Pension Dependants	24,994	23,287	21,640	20,055	18,637	17,269	15,929	14,247	13,153	12,280	11,507	10,800	10,100	9,500	8,900	8,400	7,900	7,500	7,100	6,800	6,500
War Widow(er)s	35,855	34,128	32,431	30,652	28,723	26,569	24,507	22,489	20,437	18,621	16,747	14,900	13,100	11,600	10,300	9,200	8,300	7,500	6,900	6,300	5,900
Orphans	53	47	47	47	44	52	45	51	49	46	43	40	40	40	40	40	40	40	30	30	30
Adequate Means of Support (a)	150	145	139	136	131	126	123	119	114	110	108	110	100	100	100	100	100	90	90	90	90
Age Pension Partners	754	692	624	557	478	443	401	358	325	306	303	300	200	200	200	200	200	200	100	100	100
Commonwealth Seniors Health Cards Dependants	1,206	1,183	1,136	1,108	988	926	859	1,379	795	789	774	700	700	600	600	600	500	500	500	500	500
Defence Force Income Support Supplement Dependants	2,290	2,146	1,983	1,830	1,663	1,598	1,517	1,402	1,366	1,351	1,312	1,200	1,100	1,000	900	800	700	600	600	600	500
MRCA Dependants	n/a	n/a	n/a	n/a	45	47	52	55	61	74	74	90	100	110	110	120	130	140	140	140	150
Other Dependants	143	145	181	209	627	581	574	526	615	639	1,003	1,000	1,200	1,500	1,600	1,800	1,900	2,000	2,000	2,000	2,100
Total Overlap Between Dependand Categories	1,290	1,232	1,145	1,060	919	857	773	931	652	625	591	500	400	400	300	300	300	300	200	200	200
<b>Total Dependants</b>	<b>64,155</b>	<b>60,541</b>	<b>57,036</b>	<b>53,534</b>	<b>50,417</b>	<b>46,754</b>	<b>43,234</b>	<b>39,695</b>	<b>36,263</b>	<b>33,591</b>	<b>31,280</b>	<b>28,500</b>	<b>26,300</b>	<b>24,300</b>	<b>22,500</b>	<b>20,900</b>	<b>19,600</b>	<b>18,400</b>	<b>17,300</b>	<b>16,400</b>	<b>15,600</b>
<b>Total Veterans and Total Dependants Overlap</b>	<b>1,203</b>	<b>1,089</b>	<b>1,018</b>	<b>914</b>	<b>522</b>	<b>429</b>	<b>360</b>	<b>297</b>	<b>249</b>	<b>218</b>	<b>245</b>	<b>200</b>	<b>200</b>	<b>200</b>	<b>200</b>	<b>200</b>	<b>200</b>	<b>300</b>	<b>300</b>	<b>300</b>	<b>300</b>
<b>Nett Total Clients *</b>	<b>115,516</b>	<b>108,607</b>	<b>101,991</b>	<b>96,036</b>	<b>98,834</b>	<b>93,270</b>	<b>88,172</b>	<b>83,511</b>	<b>79,666</b>	<b>80,577</b>	<b>88,950</b>	<b>93,400</b>	<b>93,500</b>	<b>92,300</b>	<b>90,700</b>	<b>89,300</b>	<b>88,200</b>	<b>87,300</b>	<b>86,600</b>	<b>86,000</b>	<b>85,600</b>

\* - From June 2014 this report contains a more complete count of total DVA clients. The previous count; Net Total Beneficiaries; included all persons receiving a VEA pension/allowance or holding a treatment or pharmaceutical entitlement card. In contrast, the Nett Total Client count also includes any veteran with one or more service related disabilities accepted under the SRCA or the MRCA as well as dependent children of veterans currently receiving student payments under the VCES or MRCAETS.



Date of Most Recent Actual Data : 4 Jul 2020



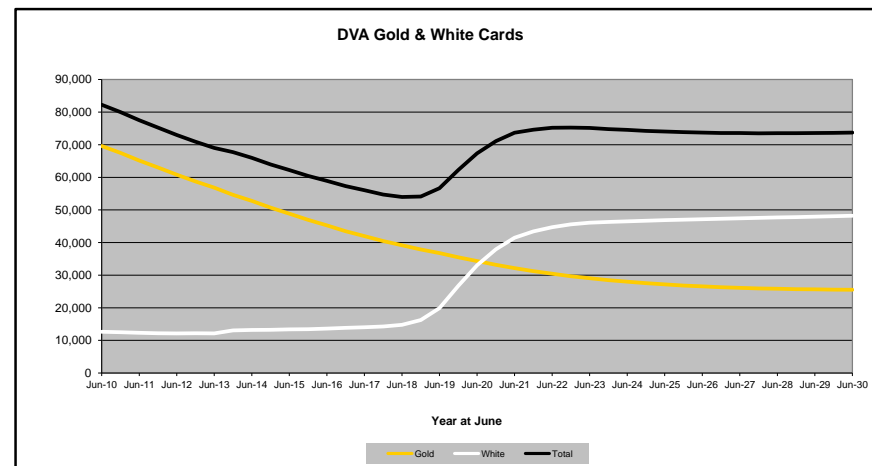
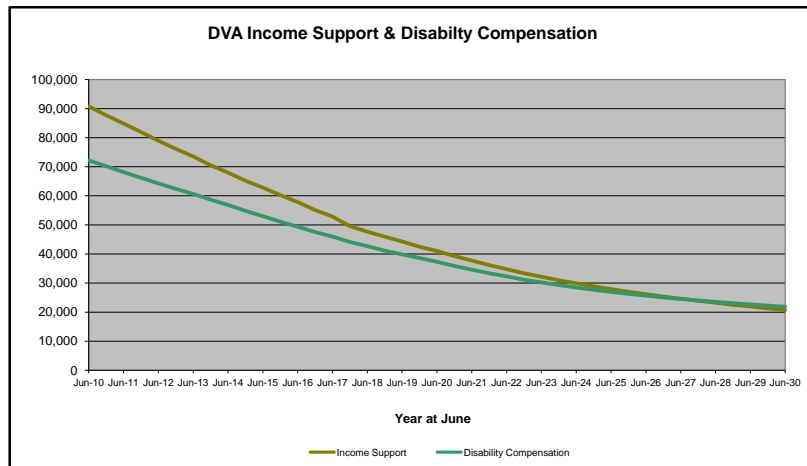
Continued next page

# DVA PROJECTED BENEFICIARY NUMBERS WITH ACTUALS TO 30 JUNE 2020 - NEW SOUTH WALES

## Executive Summary of DVA Beneficiaries in Receipt of Pension(s), Allowance(s) or Health Care

BENEFICIARY CATEGORY (Subsets of Net Total Beneficiaries on Previous Page)	ACTUAL DATA											FORECAST DATA									
	June 2010	June 2011	June 2012	June 2013	June 2014	June 2015	June 2016	June 2017	June 2018	June 2019	June 2020	June 2021	June 2022	June 2023	June 2024	June 2025	June 2026	June 2027	June 2028	June 2029	June 2030
<b>Health Treatment Card Holders :</b>																					
Gold Cards	69,607	65,139	60,825	56,862	52,789	48,856	45,271	42,007	39,190	36,760	34,335	32,200	30,500	29,100	28,000	27,200	26,600	26,100	25,800	25,700	25,500
White Cards	12,643	12,346	12,154	12,152	13,184	13,376	13,624	14,057	14,783	19,904	33,035	41,500	44,700	46,100	46,500	46,900	47,200	47,400	47,700	47,900	48,200
<b>Total Health Treatment Cards</b>	<b>82,250</b>	<b>77,485</b>	<b>72,979</b>	<b>69,014</b>	<b>65,973</b>	<b>62,232</b>	<b>58,895</b>	<b>56,064</b>	<b>53,973</b>	<b>56,664</b>	<b>67,370</b>	<b>73,700</b>	<b>75,200</b>	<b>75,200</b>	<b>74,500</b>	<b>74,100</b>	<b>73,700</b>	<b>73,600</b>	<b>73,500</b>	<b>73,600</b>	<b>73,700</b>
Repatriation Pharmaceutical Benefits Cards (Orange Cards)	3,072	2,668	2,299	1,977	1,650	1,353	1,102	895	689	545	417	300	200	100	100	100	0	0	0	0	0
<b>Other Income Support Categories:</b>																					
Income Support Supplement	27,697	26,278	24,847	23,354	21,781	20,004	18,325	16,347	14,597	13,135	11,682	10,300	9,000	7,900	6,900	6,100	5,400	4,900	4,400	4,000	3,700
Age Pensioners	1,809	1,651	1,492	1,348	1,189	1,096	1,003	899	820	805	783	800	700	700	700	700	700	700	700	700	800
Commonwealth Seniors Health Cards	2,136	2,037	1,884	1,794	1,552	1,382	1,263	2,161	1,197	1,210	1,191	1,100	1,000	1,000	900	900	800	800	800	700	700
Defence Force Income Support Supplement (DFISA)	6,089	5,691	5,300	4,926	4,534	4,338	4,055	3,789	3,619	3,592	3,487	3,400	3,200	3,200	3,100	3,100	3,000	3,000	3,000	3,000	2,900
<b>Total Income Support Beneficiaries (a)</b>	<b>90,761</b>	<b>84,838</b>	<b>78,944</b>	<b>73,521</b>	<b>68,008</b>	<b>62,801</b>	<b>57,867</b>	<b>52,879</b>	<b>47,644</b>	<b>44,278</b>	<b>41,055</b>	<b>37,700</b>	<b>34,800</b>	<b>32,200</b>	<b>29,900</b>	<b>27,900</b>	<b>26,200</b>	<b>24,600</b>	<b>23,200</b>	<b>21,900</b>	<b>20,700</b>
<b>Total Disability Compensation Beneficiaries (b)</b>	<b>72,155</b>	<b>68,170</b>	<b>64,251</b>	<b>60,634</b>	<b>56,872</b>	<b>53,011</b>	<b>49,349</b>	<b>45,997</b>	<b>42,696</b>	<b>39,853</b>	<b>37,313</b>	<b>34,600</b>	<b>32,300</b>	<b>30,200</b>	<b>28,500</b>	<b>27,000</b>	<b>25,700</b>	<b>24,500</b>	<b>23,600</b>	<b>22,700</b>	<b>21,900</b>

- (a) - Includes veteran service pensions, dependant service pensions, income support supplement, age pensions, commonwealth seniors health cards and DFISA recipients.
- (b) - Includes disability, war widow, orphan and adequate means of support pensions.



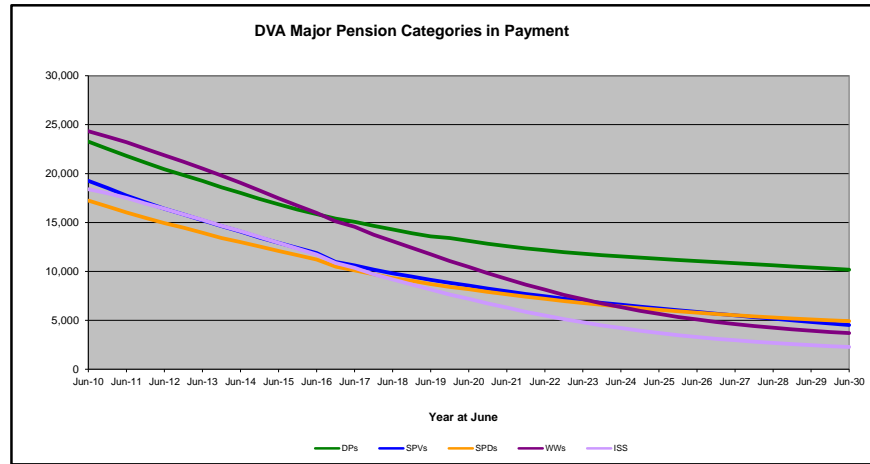
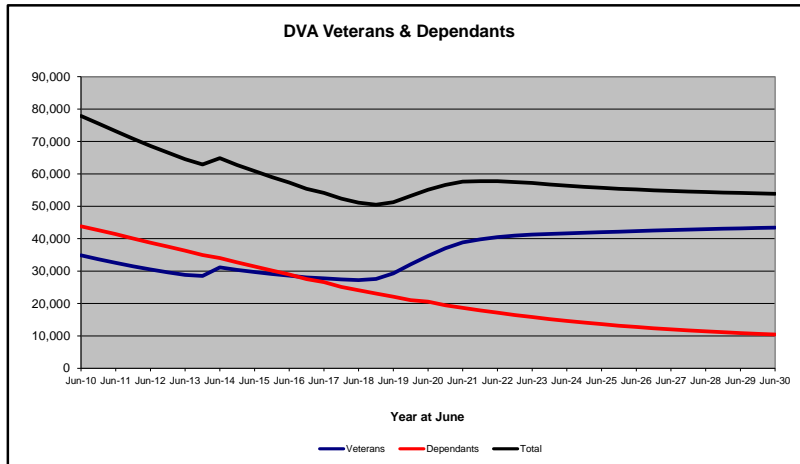
Date of Most Recent Actual Data : 4 Jul 2020

**DVA PROJECTED BENEFICIARY NUMBERS WITH ACTUALS TO 30 JUNE 2020 - VICTORIA**

**Executive Summary of DVA Beneficiaries in Receipt of Pension(s), Allowance(s) or Health Care**

BENEFICIARY CATEGORY	ACTUAL DATA											FORECAST DATA									
	June 2010	June 2011	June 2012	June 2013	June 2014	June 2015	June 2016	June 2017	June 2018	June 2019	June 2020	June 2021	June 2022	June 2023	June 2024	June 2025	June 2026	June 2027	June 2028	June 2029	June 2030
<b>Veterans :</b>																					
Disability Pensioners in Payment	23,268	21,801	20,439	19,253	18,020	16,859	15,856	15,070	14,285	13,589	13,119	12,600	12,200	11,800	11,500	11,300	11,100	10,800	10,600	10,400	10,200
Age Pension Veterans (Included Above)	698	633	574	514	465	430	388	346	317	306	298	300	300	300	300	300	300	300	300	300	300
Service Pension Veterans	19,257	17,756	16,407	15,227	14,070	12,914	11,882	10,620	9,794	9,133	8,557	8,000	7,500	7,000	6,600	6,200	5,900	5,500	5,200	4,800	4,500
Disability Pensioner & Service Pension Veteran Overlap	12,149	11,253	10,441	9,714	9,005	8,280	7,628	6,810	6,315	5,858	5,493	5,100	4,800	4,400	4,200	3,900	3,600	3,300	3,100	2,800	2,600
Treatment Cards, Allowances or Accepted Disabilities Only	4,468	4,222	4,093	4,059	8,053	8,233	8,485	8,880	9,461	12,423	18,518	23,400	25,600	26,900	27,700	28,400	29,000	29,700	30,200	30,800	31,300
MRCA Veterans	n/a	n/a	n/a	n/a	2,098	2,475	2,875	3,304	3,832	4,638	5,205	6,300	7,500	8,700	9,800	10,800	11,800	12,700	13,600	14,400	15,200
SRCA Veterans	n/a	n/a	n/a	n/a	7,191	7,262	7,371	7,502	7,628	7,872	8,142	8,400	8,700	9,100	9,400	9,600	9,900	10,100	10,300	10,500	10,700
<b>Total Veterans</b>	<b>34,844</b>	<b>32,526</b>	<b>30,498</b>	<b>28,825</b>	<b>31,151</b>	<b>29,726</b>	<b>28,595</b>	<b>27,760</b>	<b>27,225</b>	<b>29,287</b>	<b>34,701</b>	<b>38,900</b>	<b>40,500</b>	<b>41,300</b>	<b>41,600</b>	<b>42,000</b>	<b>42,400</b>	<b>42,700</b>	<b>43,000</b>	<b>43,200</b>	<b>43,400</b>
<b>Dependants :</b>																					
Service Pension Dependants	17,239	16,028	14,928	13,956	12,997	12,085	11,216	10,101	9,325	8,705	8,191	7,700	7,200	6,800	6,400	6,100	5,800	5,500	5,300	5,100	4,900
War Widow(er)s	24,328	23,214	21,877	20,511	19,061	17,478	15,982	14,562	13,085	11,745	10,463	9,200	8,100	7,200	6,300	5,700	5,100	4,600	4,200	3,900	3,700
Orphans	32	30	34	27	30	26	22	17	18	14	11	10	10	10	10	10	10	10	10	10	10
Adequate Means of Support (a)	105	101	100	97	97	88	81	80	72	70	65	60	60	60	60	60	60	60	60	60	50
Age Pension Partners	505	469	422	390	337	301	285	260	226	208	205	200	200	100	100	100	100	100	100	100	100
Commonwealth Seniors Health Cards Dependants	940	915	847	803	684	638	598	961	550	546	513	500	400	400	400	400	300	300	300	300	300
Defence Force Income Support Supplement Dependants	1,582	1,478	1,323	1,207	1,065	1,005	952	881	826	798	776	700	700	700	600	600	500	500	500	500	500
MRCA Dependants	n/a	n/a	n/a	n/a	20	20	19	21	24	31	42	40	40	40	40	40	40	40	40	40	40
Other Dependants	68	67	79	87	363	346	354	339	375	392	659	600	700	800	800	900	900	900	900	900	900
Total Overlap Between Dependant Categories	979	913	827	766	630	572	530	639	414	386	351	300	200	200	200	100	100	100	100	100	100
<b>Total Dependants</b>	<b>43,820</b>	<b>41,389</b>	<b>38,783</b>	<b>36,312</b>	<b>34,024</b>	<b>31,415</b>	<b>28,979</b>	<b>26,583</b>	<b>24,087</b>	<b>22,123</b>	<b>20,574</b>	<b>18,700</b>	<b>17,200</b>	<b>15,800</b>	<b>14,600</b>	<b>13,600</b>	<b>12,800</b>	<b>12,000</b>	<b>11,400</b>	<b>10,900</b>	<b>10,400</b>
<b>Total Veterans and Total Dependants Overlap</b>	<b>799</b>	<b>747</b>	<b>651</b>	<b>599</b>	<b>333</b>	<b>291</b>	<b>252</b>	<b>209</b>	<b>184</b>	<b>155</b>	<b>166</b>	<b>100</b>	<b>100</b>	<b>100</b>	<b>100</b>	<b>100</b>	<b>100</b>	<b>100</b>	<b>100</b>	<b>100</b>	<b>100</b>
<b>Nett Total Clients *</b>	<b>77,865</b>	<b>73,168</b>	<b>68,630</b>	<b>64,538</b>	<b>64,842</b>	<b>60,850</b>	<b>57,322</b>	<b>54,134</b>	<b>51,129</b>	<b>51,267</b>	<b>55,109</b>	<b>57,600</b>	<b>57,800</b>	<b>57,200</b>	<b>56,400</b>	<b>55,700</b>	<b>55,200</b>	<b>54,800</b>	<b>54,400</b>	<b>54,100</b>	<b>53,900</b>

\* - From June 2014 this report contains a more complete count of total DVA clients. The previous count; Net Total Beneficiaries; included all persons receiving a VEA pension/allowance or holding a treatment or pharmaceutical entitlement card. In contrast, the Nett Total Client count also includes any veteran with one or more service related disabilities accepted under the SRCA or the MRCA as well as dependent children of veterans currently receiving student payments under the VCES or MRCAETS.



Date of Most Recent Actual Data : 4 Jul 2020

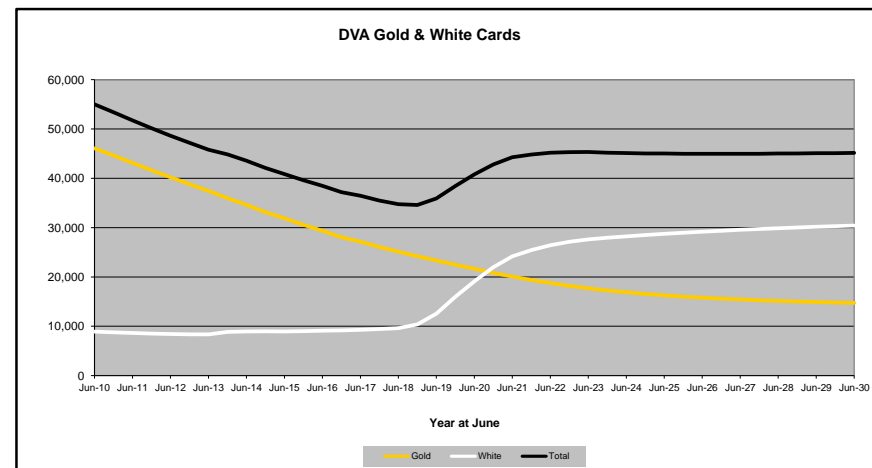
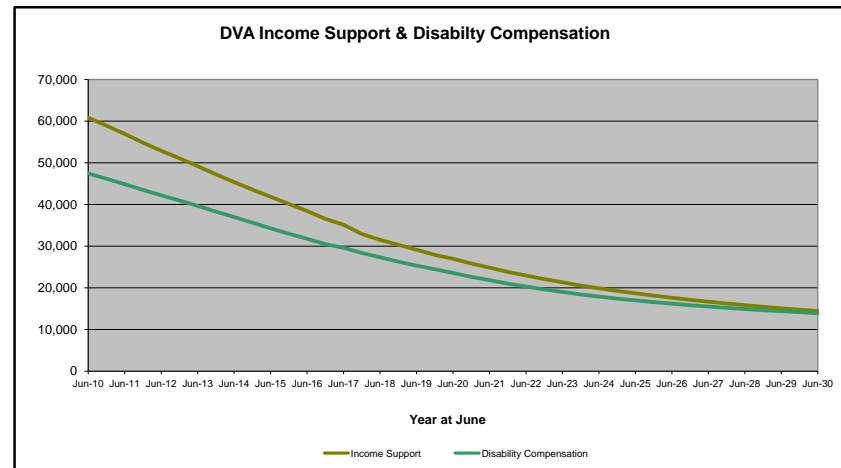
Continued next page

# DVA PROJECTED BENEFICIARY NUMBERS WITH ACTUALS TO 30 JUNE 2020 - VICTORIA

## Executive Summary of DVA Beneficiaries in Receipt of Pension(s), Allowance(s) or Health Care

BENEFICIARY CATEGORY (Subsets of Net Total Beneficiaries on Previous Page)	ACTUAL DATA											FORECAST DATA									
	June 2010	June 2011	June 2012	June 2013	June 2014	June 2015	June 2016	June 2017	June 2018	June 2019	June 2020	June 2021	June 2022	June 2023	June 2024	June 2025	June 2026	June 2027	June 2028	June 2029	June 2030
<b>Health Treatment Card Holders :</b>																					
Gold Cards	46,076	43,109	40,198	37,427	34,630	31,878	29,346	27,155	25,116	23,348	21,662	20,100	18,800	17,700	16,900	16,300	15,800	15,400	15,100	14,900	14,700
White Cards	8,915	8,631	8,425	8,356	8,944	8,957	9,109	9,289	9,624	12,555	19,112	24,200	26,400	27,600	28,200	28,700	29,200	29,600	29,900	30,200	30,400
<b>Total Health Treatment Cards</b>	<b>54,991</b>	<b>51,740</b>	<b>48,623</b>	<b>45,783</b>	<b>43,574</b>	<b>40,835</b>	<b>38,455</b>	<b>36,444</b>	<b>34,740</b>	<b>35,903</b>	<b>40,774</b>	<b>44,200</b>	<b>45,200</b>	<b>45,300</b>	<b>45,100</b>	<b>45,000</b>	<b>45,000</b>	<b>45,000</b>	<b>45,000</b>	<b>45,100</b>	<b>45,200</b>
Repatriation Pharmaceutical Benefits Cards (Orange Cards)	2,362	2,065	1,767	1,501	1,264	1,044	842	665	512	397	297	200	200	100	100	100	0	0	0	0	0
<b>Other Income Support Categories:</b>																					
Income Support Supplement	18,401	17,516	16,413	15,270	14,115	12,919	11,721	10,367	9,186	8,160	7,198	6,300	5,500	4,800	4,200	3,700	3,300	3,000	2,700	2,500	2,300
Age Pensioners	1,203	1,102	996	904	811	738	679	611	548	520	504	500	400	400	400	400	400	400	400	400	400
Commonwealth Seniors Health Cards	1,624	1,556	1,402	1,315	1,091	996	922	1,554	857	852	818	700	700	600	600	600	600	600	600	500	500
Defence Force Income Support Supplement (DFISA)	4,092	3,863	3,545	3,242	2,927	2,748	2,549	2,337	2,205	2,157	2,067	2,000	2,000	2,000	1,900	2,000	2,000	2,000	2,000	2,000	2,100
<b>Total Income Support Beneficiaries (a)</b>	<b>60,844</b>	<b>56,943</b>	<b>52,905</b>	<b>49,218</b>	<b>45,402</b>	<b>41,855</b>	<b>38,466</b>	<b>35,150</b>	<b>31,518</b>	<b>29,145</b>	<b>26,972</b>	<b>24,900</b>	<b>23,000</b>	<b>21,300</b>	<b>19,900</b>	<b>18,700</b>	<b>17,600</b>	<b>16,700</b>	<b>15,900</b>	<b>15,100</b>	<b>14,500</b>
<b>Total Disability Compensation Beneficiaries (b)</b>	<b>47,447</b>	<b>44,880</b>	<b>42,216</b>	<b>39,680</b>	<b>37,014</b>	<b>34,283</b>	<b>31,794</b>	<b>29,605</b>	<b>27,352</b>	<b>25,333</b>	<b>23,594</b>	<b>21,900</b>	<b>20,300</b>	<b>19,000</b>	<b>17,900</b>	<b>17,000</b>	<b>16,200</b>	<b>15,500</b>	<b>14,900</b>	<b>14,400</b>	<b>13,900</b>

- (a) - Includes veteran service pensions, dependant service pensions, income support supplement, age pensions, commonwealth seniors health cards and DFISA recipients.
- (b) - Includes disability, war widow, orphan and adequate means of support pensions.



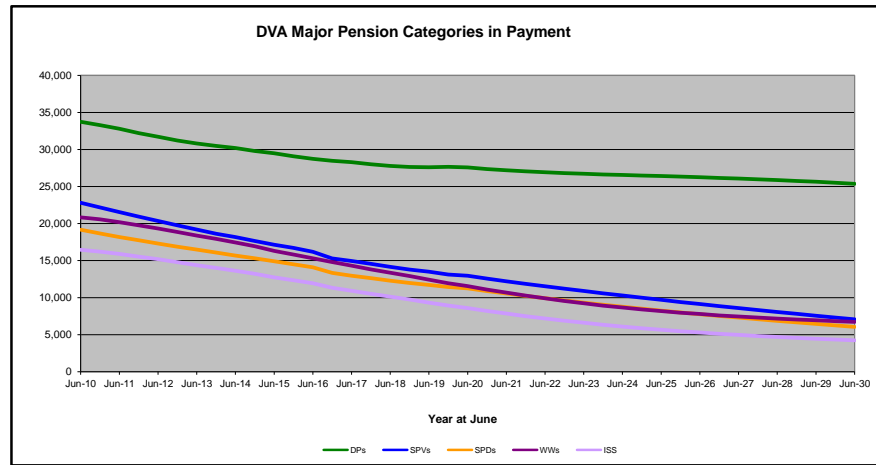
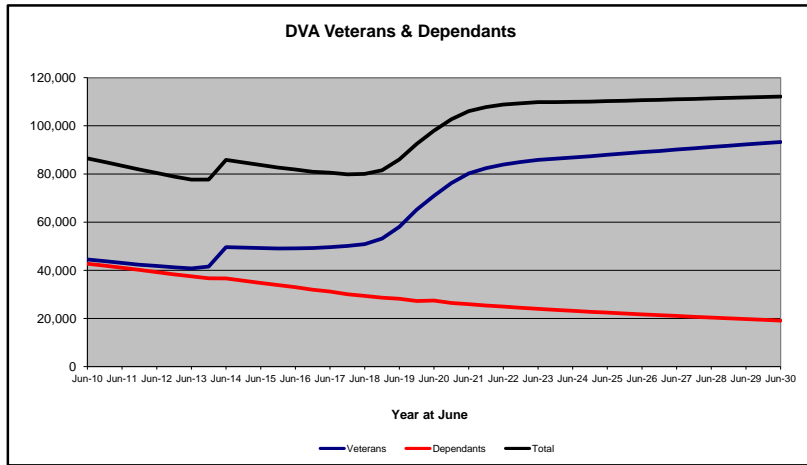
Date of Most Recent Actual Data : 4 Jul 2020

**DVA PROJECTED BENEFICIARY NUMBERS WITH ACTUALS TO 30 JUNE 2020 - QUEENSLAND**

**Executive Summary of DVA Beneficiaries in Receipt of Pension(s), Allowance(s) or Health Care**

BENEFICIARY CATEGORY	ACTUAL DATA											FORECAST DATA										
	June 2010	June 2011	June 2012	June 2013	June 2014	June 2015	June 2016	June 2017	June 2018	June 2019	June 2020	June 2021	June 2022	June 2023	June 2024	June 2025	June 2026	June 2027	June 2028	June 2029	June 2030	
<b>Veterans :</b>																						
Disability Pensioners in Payment	33,738	32,795	31,724	30,810	30,195	29,484	28,734	28,300	27,777	27,595	27,571	27,200	26,900	26,700	26,600	26,400	26,300	26,100	25,900	25,600	25,400	
Age Pension Veterans (Included Above)	675	643	625	621	622	641	678	692	695	813	857	900	1,000	1,000	1,100	1,200	1,200	1,300	1,400	1,400	1,500	
Service Pension Veterans	22,809	21,542	20,345	19,201	18,186	17,142	16,196	14,945	14,149	13,504	12,951	12,200	11,500	10,900	10,300	9,700	9,100	8,600	8,100	7,600	7,100	
Disability Pensioner & Service Pension Veteran Overlap	16,496	15,773	15,074	14,438	13,905	13,311	12,741	11,896	11,413	10,990	10,636	10,100	9,500	9,000	8,500	8,000	7,500	7,000	6,500	6,100	5,600	
Treatment Cards, Allowances or Accepted Disabilities Only	4,451	4,510	4,822	5,208	15,126	15,938	16,902	18,230	20,373	27,964	41,034	50,900	55,000	57,300	58,500	59,900	61,200	62,500	63,800	65,100	66,400	
MRCA Veterans	n/a	n/a	n/a	n/a	6,006	7,073	8,015	9,308	10,769	13,589	16,016	19,200	22,400	25,300	27,900	30,400	32,700	34,800	36,900	38,900	40,800	
SRCA Veterans	n/a	n/a	n/a	n/a	16,342	16,506	16,752	17,107	17,377	18,169	19,109	19,800	20,600	21,400	22,100	22,800	23,400	24,000	24,500	24,900	25,300	
<b>Total Veterans</b>	<b>44,502</b>	<b>43,074</b>	<b>41,817</b>	<b>40,781</b>	<b>49,609</b>	<b>49,253</b>	<b>49,091</b>	<b>49,579</b>	<b>50,886</b>	<b>58,073</b>	<b>70,920</b>	<b>80,200</b>	<b>83,900</b>	<b>85,900</b>	<b>86,900</b>	<b>88,000</b>	<b>89,100</b>	<b>90,100</b>	<b>91,200</b>	<b>92,300</b>	<b>93,300</b>	
<b>Dependants :</b>																						
Service Pension Dependants	19,172	18,176	17,310	16,482	15,684	14,900	14,105	12,957	12,282	11,715	11,244	10,600	9,900	9,300	8,800	8,300	7,800	7,300	6,900	6,500	6,100	
War Widow(er)s	20,836	20,189	19,329	18,377	17,442	16,304	15,314	14,325	13,364	12,424	11,552	10,700	9,900	9,200	8,700	8,200	7,800	7,500	7,200	6,900	6,700	
Orphans	58	65	61	60	62	59	49	43	44	43	40	50	50	60	60	60	60	60	60	60	60	
Adequate Means of Support (a)	83	80	77	74	72	72	69	66	61	59	57	60	60	50	50	50	50	50	50	50	50	
Age Pension Partners	440	403	383	378	357	369	365	361	372	410	456	400	400	400	400	300	300	300	300	300	200	
Commonwealth Seniors Health Cards Dependants	697	705	655	646	568	564	515	936	515	528	494	500	400	400	400	400	400	300	300	300	300	
Defence Force Income Support Supplement Dependants	2,037	1,986	1,931	1,921	1,941	2,007	2,062	2,052	2,099	2,246	2,262	2,100	2,000	1,900	1,800	1,600	1,500	1,400	1,300	1,200	1,100	
MRCA Dependants	n/a	n/a	n/a	n/a	57	74	73	92	99	105	122	130	130	130	130	130	130	130	130	130	120	
Other Dependants	117	123	154	166	992	982	1,019	1,037	1,074	1,219	1,746	1,900	2,500	2,900	3,400	3,700	4,100	4,300	4,500	4,700	4,700	
Total Overlap Between Dependant Categories	729	693	660	647	582	573	561	667	547	579	571	500	500	400	400	400	400	300	300	300	300	
<b>Total Dependants</b>	<b>42,711</b>	<b>41,034</b>	<b>39,240</b>	<b>37,457</b>	<b>36,593</b>	<b>34,758</b>	<b>33,010</b>	<b>31,202</b>	<b>29,363</b>	<b>28,170</b>	<b>27,402</b>	<b>25,900</b>	<b>24,900</b>	<b>24,000</b>	<b>23,200</b>	<b>22,400</b>	<b>21,700</b>	<b>21,000</b>	<b>20,400</b>	<b>19,700</b>	<b>19,100</b>	
<b>Total Veterans and Total Dependants Overlap</b>	<b>747</b>	<b>698</b>	<b>618</b>	<b>559</b>	<b>329</b>	<b>292</b>	<b>260</b>	<b>248</b>	<b>240</b>	<b>249</b>	<b>357</b>	<b>300</b>	<b>300</b>	<b>300</b>	<b>400</b>	<b>400</b>	<b>400</b>	<b>400</b>	<b>400</b>	<b>400</b>	<b>400</b>	
<b>Nett Total Clients *</b>	<b>86,466</b>	<b>83,410</b>	<b>80,439</b>	<b>77,679</b>	<b>85,873</b>	<b>83,719</b>	<b>81,841</b>	<b>80,533</b>	<b>80,022</b>	<b>86,040</b>	<b>97,965</b>	<b>106,100</b>	<b>108,800</b>	<b>109,800</b>	<b>109,900</b>	<b>110,200</b>	<b>110,600</b>	<b>111,000</b>	<b>111,400</b>	<b>111,800</b>	<b>112,200</b>	

\* - From June 2014 this report contains a more complete count of total DVA clients. The previous count; Net Total Beneficiaries; included all persons receiving a VEA pension/allowance or holding a treatment or pharmaceutical entitlement card. In contrast, the Nett Total Client count also includes any veteran with one or more service related disabilities accepted under the SRCA or the MRCA as well as dependent children of veterans currently receiving student payments under the VCES or MRCAETS.



Date of Most Recent Actual Data : 4 Jul 2020

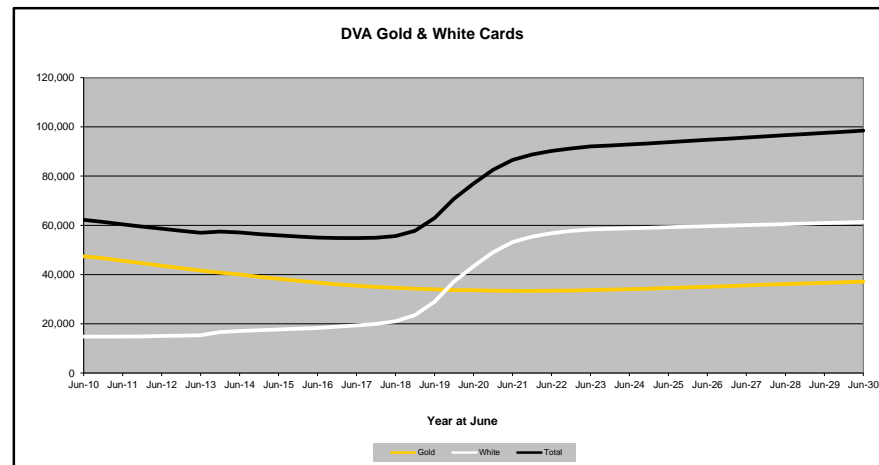
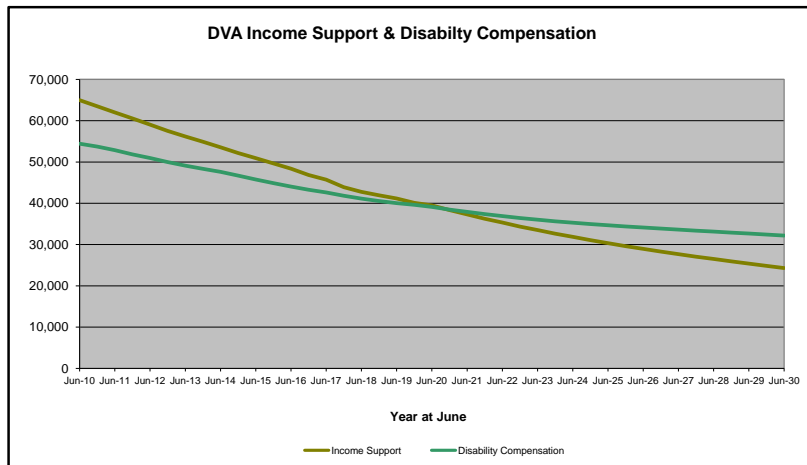
Continued next page

# DVA PROJECTED BENEFICIARY NUMBERS WITH ACTUALS TO 30 JUNE 2020 - QUEENSLAND

## Executive Summary of DVA Beneficiaries in Receipt of Pension(s), Allowance(s) or Health Care

BENEFICIARY CATEGORY (Subsets of Net Total Beneficiaries on Previous Page)	ACTUAL DATA											FORECAST DATA									
	June 2010	June 2011	June 2012	June 2013	June 2014	June 2015	June 2016	June 2017	June 2018	June 2019	June 2020	June 2021	June 2022	June 2023	June 2024	June 2025	June 2026	June 2027	June 2028	June 2029	June 2030
<b>Health Treatment Card Holders :</b>																					
Gold Cards	47,407	45,607	43,583	41,661	40,041	38,253	36,740	35,479	34,602	33,973	33,625	33,400	33,500	33,700	34,100	34,500	35,100	35,600	36,100	36,700	37,100
White Cards	14,832	14,822	15,041	15,326	17,050	17,682	18,268	19,346	21,055	29,015	43,339	53,200	56,800	58,400	58,800	59,300	59,700	60,100	60,500	60,900	61,400
<b>Total Health Treatment Cards</b>	<b>62,239</b>	<b>60,429</b>	<b>58,624</b>	<b>56,987</b>	<b>57,091</b>	<b>55,935</b>	<b>55,008</b>	<b>54,825</b>	<b>55,657</b>	<b>62,988</b>	<b>76,964</b>	<b>86,600</b>	<b>90,300</b>	<b>92,100</b>	<b>92,900</b>	<b>93,800</b>	<b>94,800</b>	<b>95,700</b>	<b>96,600</b>	<b>97,600</b>	<b>98,500</b>
Repatriation Pharmaceutical Benefits Cards (Orange Cards)	1,931	1,694	1,460	1,239	1,038	845	670	535	396	300	229	200	100	100	100	0	0	0	0	0	0
<b>Other Income Support Categories:</b>																					
Income Support Supplement	16,460	15,894	15,189	14,379	13,632	12,727	11,935	10,923	10,126	9,326	8,590	7,900	7,200	6,600	6,100	5,700	5,300	5,000	4,700	4,500	4,200
Age Pensioners	1,115	1,046	1,008	999	994	1,022	1,054	1,062	1,075	1,231	1,310	1,300	1,400	1,400	1,500	1,500	1,600	1,600	1,700	1,700	1,800
Commonwealth Seniors Health Cards	1,338	1,303	1,190	1,146	994	942	855	1,625	856	889	866	800	800	700	700	600	600	600	600	500	500
Defence Force Income Support Supplement (DFISA)	4,995	4,918	4,826	4,771	4,889	5,017	5,117	5,083	5,193	5,567	5,673	5,700	5,700	5,700	5,700	5,800	5,800	5,900	5,900	6,000	6,000
<b>Total Income Support Beneficiaries (a)</b>	<b>64,975</b>	<b>62,020</b>	<b>59,045</b>	<b>56,165</b>	<b>53,561</b>	<b>50,921</b>	<b>48,383</b>	<b>45,703</b>	<b>42,771</b>	<b>41,161</b>	<b>39,507</b>	<b>37,300</b>	<b>35,300</b>	<b>33,500</b>	<b>31,900</b>	<b>30,400</b>	<b>29,000</b>	<b>27,700</b>	<b>26,500</b>	<b>25,400</b>	<b>24,300</b>
<b>Total Disability Compensation Beneficiaries (b)</b>	<b>54,432</b>	<b>52,866</b>	<b>50,957</b>	<b>49,117</b>	<b>47,598</b>	<b>45,764</b>	<b>44,033</b>	<b>42,608</b>	<b>41,137</b>	<b>40,032</b>	<b>39,140</b>	<b>37,900</b>	<b>36,900</b>	<b>36,000</b>	<b>35,300</b>	<b>34,700</b>	<b>34,100</b>	<b>33,600</b>	<b>33,100</b>	<b>32,700</b>	<b>32,200</b>

- (a) - Includes veteran service pensions, dependant service pensions, income support supplement, age pensions, commonwealth seniors health cards and DFISA recipients.
- (b) - Includes disability, war widow, orphan and adequate means of support pensions.



Date of Most Recent Actual Data : 4 Jul 2020

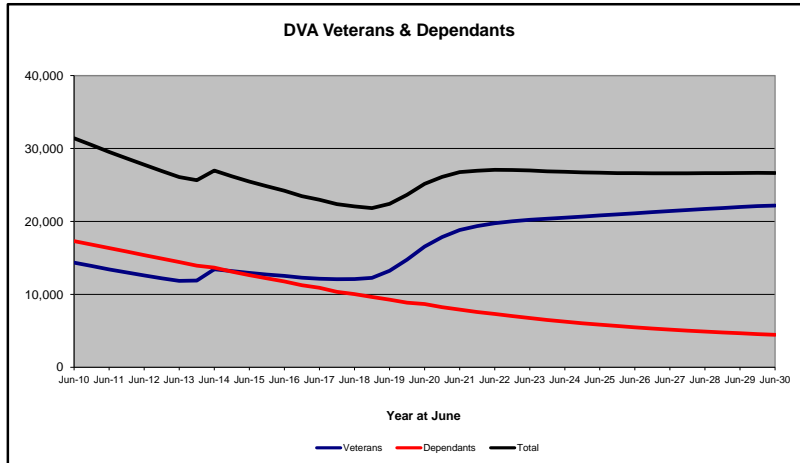


**DVA PROJECTED BENEFICIARY NUMBERS WITH ACTUALS TO 30 JUNE 2020 - SOUTH AUSTRALIA**

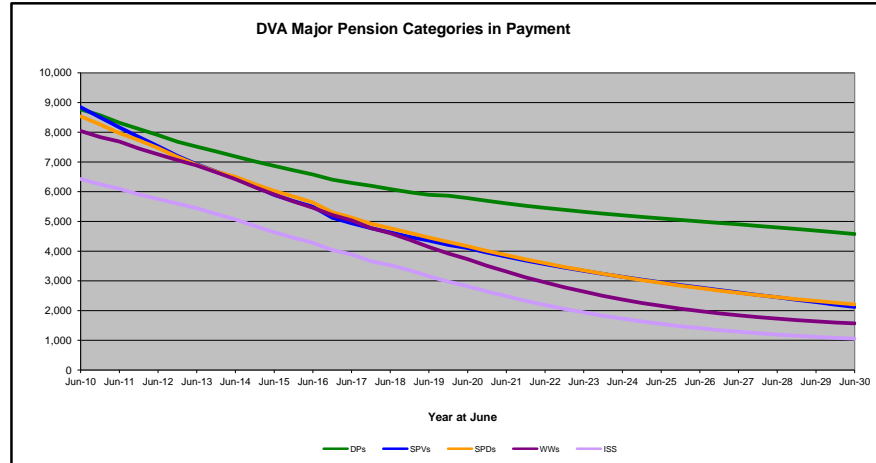
**Executive Summary of DVA Beneficiaries in Receipt of Pension(s), Allowance(s) or Health Care**

BENEFICIARY CATEGORY	ACTUAL DATA											FORECAST DATA										
	June 2010	June 2011	June 2012	June 2013	June 2014	June 2015	June 2016	June 2017	June 2018	June 2019	June 2020	June 2021	June 2022	June 2023	June 2024	June 2025	June 2026	June 2027	June 2028	June 2029	June 2030	
<b>Veterans :</b>																						
Disability Pensioners in Payment	8,769	8,319	7,906	7,518	7,185	6,866	6,577	6,294	6,088	5,898	5,786	5,600	5,500	5,300	5,200	5,100	5,000	4,900	4,800	4,700	4,600	
Age Pension Veterans (Included Above)	261	231	204	189	174	157	148	153	147	154	159	200	200	200	200	200	200	200	200	200	200	
Service Pension Veterans	8,844	8,165	7,531	6,923	6,452	5,889	5,498	4,942	4,633	4,355	4,103	3,800	3,600	3,300	3,100	3,000	2,800	2,600	2,400	2,300	2,100	
Disability Pensioner & Service Pension Veteran Overlap	4,903	4,639	4,382	4,109	3,917	3,689	3,518	3,242	3,105	2,976	2,837	2,700	2,500	2,400	2,300	2,100	2,000	1,900	1,800	1,600	1,500	
Treatment Cards, Allowances or Accepted Disabilities Only	1,649	1,584	1,546	1,520	3,718	3,874	3,967	4,154	4,484	5,948	9,507	12,100	13,200	13,900	14,400	14,900	15,400	15,800	16,200	16,600	17,000	
MRCA Veterans	n/a	n/a	n/a	n/a	1,042	1,264	1,408	1,576	1,860	2,316	2,748	3,300	3,900	4,400	5,000	5,500	5,900	6,400	6,900	7,300	7,700	
SRCA Veterans	n/a	n/a	n/a	n/a	3,291	3,341	3,391	3,413	3,441	3,520	3,680	3,800	3,900	4,000	4,100	4,200	4,300	4,400	4,500	4,600	4,600	
<b>Total Veterans</b>	<b>14,359</b>	<b>13,429</b>	<b>12,601</b>	<b>11,852</b>	<b>13,441</b>	<b>12,940</b>	<b>12,524</b>	<b>12,148</b>	<b>12,100</b>	<b>13,225</b>	<b>16,559</b>	<b>18,800</b>	<b>19,700</b>	<b>20,200</b>	<b>20,500</b>	<b>20,800</b>	<b>21,100</b>	<b>21,400</b>	<b>21,700</b>	<b>22,000</b>	<b>22,200</b>	
<b>Dependants :</b>																						
Service Pension Dependants	8,537	7,969	7,472	6,902	6,505	6,026	5,638	5,131	4,774	4,461	4,164	3,900	3,600	3,400	3,100	2,900	2,800	2,600	2,500	2,300	2,200	
War Widow(er)s	8,043	7,687	7,256	6,883	6,423	5,905	5,462	5,036	4,604	4,141	3,728	3,300	3,000	2,600	2,400	2,200	2,000	1,800	1,700	1,600	1,600	
Orphans	13	14	12	14	12	10	9	8	6	10	9	10	10	10	10	10	10	10	10	10	10	
Adequate Means of Support (a)	48	45	45	44	43	43	43	40	38	38	35	30	30	30	30	30	30	30	30	30	30	
Age Pension Partners	203	188	167	154	147	130	128	119	116	111	111	100	100	90	80	80	70	70	60	50	50	
Commonwealth Seniors Health Cards Dependants	404	396	372	343	295	266	249	348	215	202	181	160	140	130	120	110	100	90	90	80	80	
Defence Force Income Support Supplement Dependants	467	440	425	401	372	355	346	326	322	330	326	320	310	290	270	250	230	210	190	170	150	
MRCA Dependants	n/a	n/a	n/a	n/a	3	3	3	10	16	21	25	30	30	30	30	30	30	30	30	30	30	
Other Dependants	22	20	25	32	156	155	140	148	150	144	266	230	270	310	330	350	370	390	400	400	400	
Total Overlap Between Dependant Categories	436	415	386	346	298	258	249	262	208	192	166	150	130	120	110	100	90	80	80	70	70	
<b>Total Dependants</b>	<b>17,301</b>	<b>16,344</b>	<b>15,388</b>	<b>14,427</b>	<b>13,658</b>	<b>12,635</b>	<b>11,769</b>	<b>10,904</b>	<b>10,033</b>	<b>9,266</b>	<b>8,679</b>	<b>7,900</b>	<b>7,300</b>	<b>6,800</b>	<b>6,300</b>	<b>5,900</b>	<b>5,500</b>	<b>5,200</b>	<b>4,900</b>	<b>4,700</b>	<b>4,500</b>	
<b>Total Veterans and Total Dependants Overlap</b>	<b>259</b>	<b>237</b>	<b>216</b>	<b>197</b>	<b>127</b>	<b>112</b>	<b>91</b>	<b>78</b>	<b>72</b>	<b>77</b>	<b>86</b>	<b>70</b>	<b>60</b>	<b>60</b>	<b>60</b>	<b>60</b>	<b>50</b>	<b>50</b>	<b>50</b>	<b>50</b>	<b>50</b>	
<b>Nett Total Clients *</b>	<b>31,401</b>	<b>29,536</b>	<b>27,773</b>	<b>26,082</b>	<b>26,972</b>	<b>25,463</b>	<b>24,202</b>	<b>22,974</b>	<b>22,063</b>	<b>22,421</b>	<b>25,152</b>	<b>26,800</b>	<b>27,100</b>	<b>27,000</b>	<b>26,800</b>	<b>26,700</b>	<b>26,600</b>	<b>26,600</b>	<b>26,600</b>	<b>26,600</b>	<b>26,600</b>	

\* - From June 2014 this report contains a more complete count of total DVA clients. The previous count; Net Total Beneficiaries; included all persons receiving a VEA pension/allowance or holding a treatment or pharmaceutical entitlement card. In contrast, the Nett Total Client count also includes any veteran with one or more service related disabilities accepted under the SRCA or the MRCA as well as dependent children of veterans currently receiving student payments under the VCES or MRCAETS.



Date of Most Recent Actual Data : 4 Jul 2020



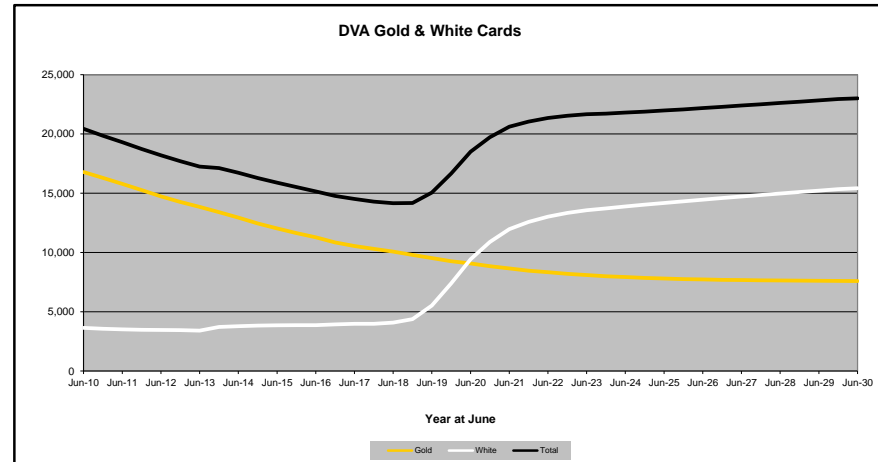
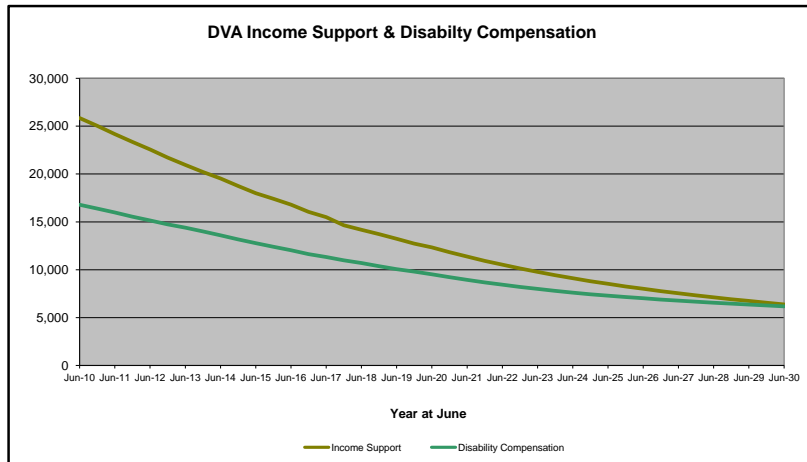
Continued next page

# DVA PROJECTED BENEFICIARY NUMBERS WITH ACTUALS TO 30 JUNE 2020 - SOUTH AUSTRALIA

## Executive Summary of DVA Beneficiaries in Receipt of Pension(s), Allowance(s) or Health Care

BENEFICIARY CATEGORY (Subsets of Net Total Beneficiaries on Previous Page)	ACTUAL DATA											FORECAST DATA									
	June 2010	June 2011	June 2012	June 2013	June 2014	June 2015	June 2016	June 2017	June 2018	June 2019	June 2020	June 2021	June 2022	June 2023	June 2024	June 2025	June 2026	June 2027	June 2028	June 2029	June 2030
<b>Health Treatment Card Holders :</b>																					
Gold Cards	16,784	15,781	14,738	13,844	12,949	12,032	11,286	10,543	10,072	9,530	9,076	8,700	8,300	8,100	7,900	7,800	7,700	7,700	7,600	7,600	7,600
White Cards	3,643	3,518	3,465	3,405	3,780	3,857	3,870	3,977	4,083	5,516	9,432	12,000	13,000	13,600	13,900	14,200	14,500	14,700	15,000	15,200	15,400
<b>Total Health Treatment Cards</b>	<b>20,427</b>	<b>19,299</b>	<b>18,203</b>	<b>17,249</b>	<b>16,729</b>	<b>15,889</b>	<b>15,156</b>	<b>14,520</b>	<b>14,155</b>	<b>15,046</b>	<b>18,508</b>	<b>20,600</b>	<b>21,400</b>	<b>21,700</b>	<b>21,800</b>	<b>22,000</b>	<b>22,200</b>	<b>22,400</b>	<b>22,600</b>	<b>22,800</b>	<b>23,000</b>
Repatriation Pharmaceutical Benefits Cards (Orange Cards)	1,397	1,215	1,044	884	748	607	492	396	295	214	157	100	100	100	0	0	0	0	0	0	0
<b>Other Income Support Categories:</b>																					
Income Support Supplement	6,428	6,097	5,752	5,445	5,064	4,636	4,284	3,891	3,528	3,158	2,821	2,500	2,200	1,900	1,700	1,600	1,400	1,300	1,200	1,100	1,100
Age Pensioners	464	419	371	343	322	288	277	274	265	266	269	300	300	300	300	300	300	300	300	300	300
Commonwealth Seniors Health Cards	660	634	576	519	434	390	360	553	318	301	284	300	200	200	200	200	200	200	100	100	100
Defence Force Income Support Supplement (DFISA)	1,257	1,191	1,142	1,067	983	968	944	885	849	884	888	900	900	900	900	900	900	800	800	800	800
<b>Total Income Support Beneficiaries (a)</b>	<b>25,849</b>	<b>24,165</b>	<b>22,565</b>	<b>20,949</b>	<b>19,541</b>	<b>18,003</b>	<b>16,808</b>	<b>15,495</b>	<b>14,181</b>	<b>13,232</b>	<b>12,336</b>	<b>11,400</b>	<b>10,500</b>	<b>9,800</b>	<b>9,100</b>	<b>8,500</b>	<b>8,000</b>	<b>7,500</b>	<b>7,100</b>	<b>6,700</b>	<b>6,400</b>
<b>Total Disability Compensation Beneficiaries (b)</b>	<b>16,788</b>	<b>15,986</b>	<b>15,145</b>	<b>14,390</b>	<b>13,598</b>	<b>12,769</b>	<b>12,045</b>	<b>11,337</b>	<b>10,699</b>	<b>10,051</b>	<b>9,529</b>	<b>8,900</b>	<b>8,400</b>	<b>8,000</b>	<b>7,600</b>	<b>7,300</b>	<b>7,000</b>	<b>6,800</b>	<b>6,600</b>	<b>6,400</b>	<b>6,200</b>

- (a) - Includes veteran service pensions, dependant service pensions, income support supplement, age pensions, commonwealth seniors health cards and DFISA recipients.
- (b) - Includes disability, war widow, orphan and adequate means of support pensions.



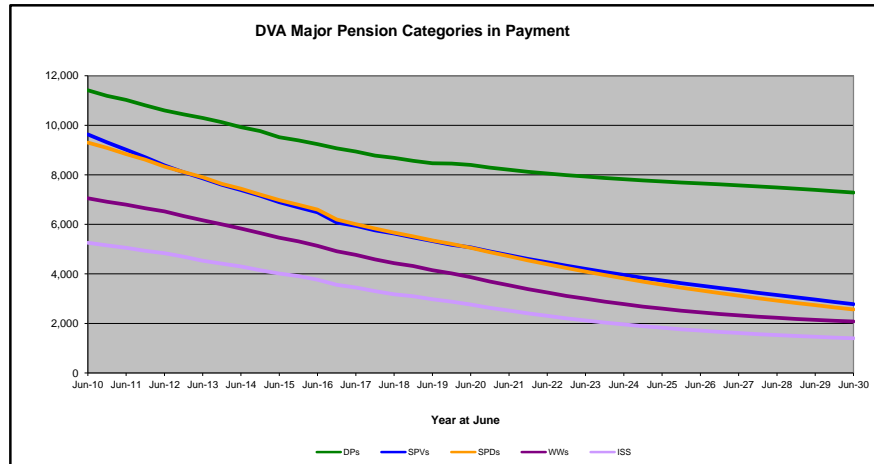
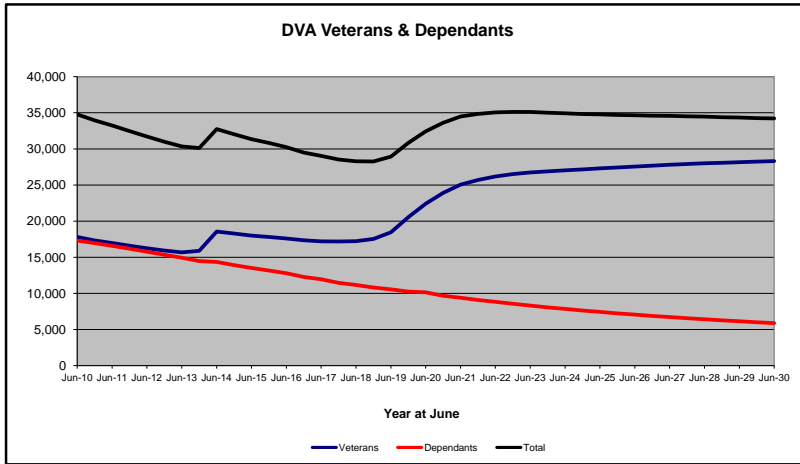
Date of Most Recent Actual Data : 4 Jul 2020

**DVA PROJECTED BENEFICIARY NUMBERS WITH ACTUALS TO 30 JUNE 2020 - WESTERN AUSTRALIA**

**Executive Summary of DVA Beneficiaries in Receipt of Pension(s), Allowance(s) or Health Care**

BENEFICIARY CATEGORY	ACTUAL DATA											FORECAST DATA									
	June 2010	June 2011	June 2012	June 2013	June 2014	June 2015	June 2016	June 2017	June 2018	June 2019	June 2020	June 2021	June 2022	June 2023	June 2024	June 2025	June 2026	June 2027	June 2028	June 2029	June 2030
<b>Veterans :</b>																					
Disability Pensioners in Payment	11,413	11,025	10,599	10,294	9,927	9,515	9,236	8,940	8,683	8,464	8,398	8,200	8,100	7,900	7,800	7,700	7,600	7,500	7,400	7,300	
Age Pension Veterans (Included Above)	227	219	204	201	194	190	196	201	189	187	197	200	200	200	200	200	200	200	200	300	300
Service Pension Veterans	9,630	9,013	8,383	7,859	7,385	6,893	6,487	5,940	5,629	5,327	5,074	4,800	4,500	4,200	4,000	3,700	3,500	3,300	3,100	3,000	2,800
Disability Pensioner & Service Pension Veteran Overlap	5,658	5,369	5,083	4,868	4,629	4,380	4,224	3,920	3,782	3,631	3,522	3,300	3,100	3,000	2,800	2,600	2,500	2,400	2,200	2,100	1,900
Treatment Cards, Allowances or Accepted Disabilities Only	2,420	2,308	2,345	2,387	5,866	5,963	6,103	6,243	6,693	8,300	12,450	15,400	16,800	17,600	18,100	18,500	18,900	19,200	19,600	19,900	20,200
MRCA Veterans	n/a	n/a	n/a	n/a	1,669	1,861	2,091	2,246	2,515	3,086	3,609	4,300	5,000	5,600	6,300	6,800	7,400	7,900	8,400	8,800	9,300
SRCA Veterans	n/a	n/a	n/a	n/a	5,680	5,740	5,800	5,781	5,792	5,963	6,196	6,400	6,600	6,800	7,000	7,200	7,400	7,500	7,700	7,800	7,900
<b>Total Veterans</b>	<b>17,805</b>	<b>16,977</b>	<b>16,244</b>	<b>15,672</b>	<b>18,551</b>	<b>17,991</b>	<b>17,602</b>	<b>17,203</b>	<b>17,223</b>	<b>18,460</b>	<b>22,400</b>	<b>25,100</b>	<b>26,200</b>	<b>26,800</b>	<b>27,000</b>	<b>27,300</b>	<b>27,600</b>	<b>27,800</b>	<b>28,000</b>	<b>28,200</b>	<b>28,300</b>
<b>Dependants :</b>																					
Service Pension Dependants	9,301	8,837	8,334	7,900	7,441	6,981	6,598	6,009	5,669	5,351	5,050	4,700	4,400	4,100	3,800	3,600	3,300	3,100	2,900	2,700	2,600
War Widow(er)s	7,052	6,798	6,524	6,163	5,832	5,459	5,129	4,768	4,435	4,150	3,867	3,500	3,200	3,000	2,800	2,600	2,400	2,300	2,200	2,100	2,100
Orphans	16	12	6	7	8	10	10	15	15	13	11	10	10	10	10	10	10	10	10	10	10
Adequate Means of Support (a)	32	29	28	27	25	25	24	24	23	21	21	20	20	20	20	20	20	20	20	20	20
Age Pension Partners	199	195	191	176	165	162	166	166	154	153	154	100	100	100	100	100	100	100	100	100	100
Commonwealth Seniors Health Cards Dependants	680	676	623	583	503	496	464	608	433	408	383	300	300	300	300	200	200	200	200	200	200
Defence Force Income Support Supplement Dependants	609	613	589	552	536	521	510	487	477	485	488	500	400	400	400	400	300	300	300	300	200
MRCA Dependants	n/a	n/a	n/a	n/a	21	20	25	23	30	37	43	40	50	50	50	50	50	50	50	50	40
Other Dependants	36	36	50	60	283	272	274	269	284	288	443	400	500	600	600	700	700	700	800	800	800
Total Overlap Between Dependant Categories	619	610	578	532	457	434	415	420	360	343	323	300	200	200	200	200	100	100	100	100	100
<b>Total Dependants</b>	<b>17,306</b>	<b>16,586</b>	<b>15,767</b>	<b>14,936</b>	<b>14,357</b>	<b>13,512</b>	<b>12,781</b>	<b>11,949</b>	<b>11,160</b>	<b>10,563</b>	<b>10,137</b>	<b>9,400</b>	<b>8,800</b>	<b>8,300</b>	<b>7,800</b>	<b>7,400</b>	<b>7,100</b>	<b>6,700</b>	<b>6,400</b>	<b>6,100</b>	<b>5,900</b>
<b>Total Veterans and Total Dependants Overlap</b>	<b>340</b>	<b>319</b>	<b>286</b>	<b>264</b>	<b>165</b>	<b>149</b>	<b>133</b>	<b>113</b>	<b>98</b>	<b>93</b>	<b>113</b>	<b>90</b>	<b>90</b>	<b>80</b>	<b>80</b>	<b>90</b>	<b>90</b>	<b>90</b>	<b>90</b>	<b>90</b>	<b>90</b>
<b>Nett Total Clients *</b>	<b>34,771</b>	<b>33,244</b>	<b>31,725</b>	<b>30,344</b>	<b>32,743</b>	<b>31,354</b>	<b>30,250</b>	<b>29,039</b>	<b>28,288</b>	<b>28,938</b>	<b>32,424</b>	<b>34,500</b>	<b>35,100</b>	<b>35,100</b>	<b>34,900</b>	<b>34,800</b>	<b>34,700</b>	<b>34,600</b>	<b>34,500</b>	<b>34,300</b>	<b>34,200</b>

\* - From June 2014 this report contains a more complete count of total DVA clients. The previous count; Net Total Beneficiaries; included all persons receiving a VEA pension/allowance or holding a treatment or pharmaceutical entitlement card. In contrast, the Nett Total Client count also includes any veteran with one or more service related disabilities accepted under the SRCA or the MRCA as well as dependent children of veterans currently receiving student payments under the VCES or MRCAETS.



Date of Most Recent Actual Data : 4 Jul 2020

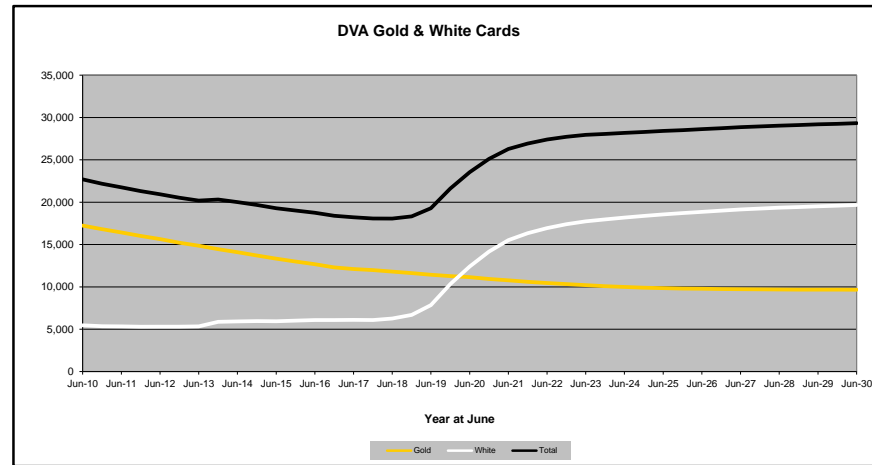
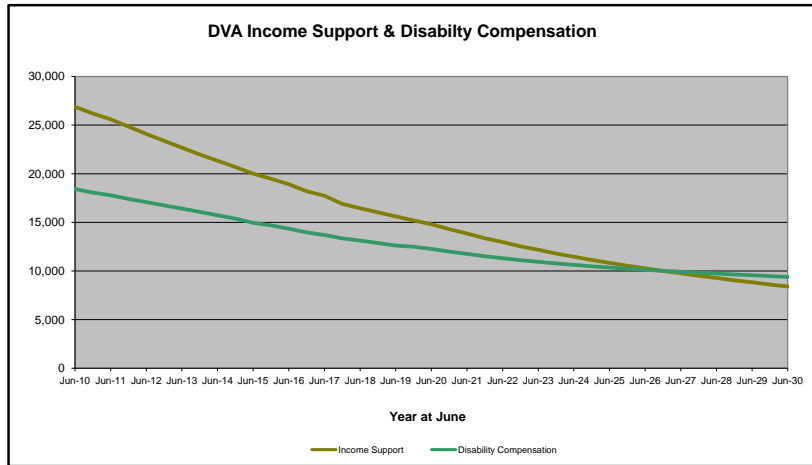
Continued next page

# DVA PROJECTED BENEFICIARY NUMBERS WITH ACTUALS TO 30 JUNE 2020 - WESTERN AUSTRALIA

## Executive Summary of DVA Beneficiaries in Receipt of Pension(s), Allowance(s) or Health Care

BENEFICIARY CATEGORY (Subsets of Net Total Beneficiaries on Previous Page)	ACTUAL DATA											FORECAST DATA										
	June 2010	June 2011	June 2012	June 2013	June 2014	June 2015	June 2016	June 2017	June 2018	June 2019	June 2020	June 2021	June 2022	June 2023	June 2024	June 2025	June 2026	June 2027	June 2028	June 2029	June 2030	
<b>Health Treatment Card Holders :</b>																						
Gold Cards	17,238	16,428	15,639	14,861	14,099	13,341	12,669	12,114	11,810	11,435	11,145	10,800	10,500	10,200	10,000	9,900	9,800	9,700	9,700	9,700	9,700	
White Cards	5,458	5,330	5,302	5,331	5,921	5,945	6,088	6,096	6,256	7,843	12,401	15,500	16,900	17,700	18,200	18,600	18,900	19,100	19,300	19,500	19,700	
<b>Total Health Treatment Cards</b>	<b>22,696</b>	<b>21,758</b>	<b>20,941</b>	<b>20,192</b>	<b>20,020</b>	<b>19,286</b>	<b>18,757</b>	<b>18,210</b>	<b>18,066</b>	<b>19,278</b>	<b>23,546</b>	<b>26,300</b>	<b>27,400</b>	<b>27,900</b>	<b>28,200</b>	<b>28,400</b>	<b>28,600</b>	<b>28,900</b>	<b>29,000</b>	<b>29,200</b>	<b>29,300</b>	
Repatriation Pharmaceutical Benefits Cards (Orange Cards)	1,375	1,208	1,035	882	758	624	503	391	314	238	175	100	100	100	0	0	0	0	0	0	0	
<b>Other Income Support Categories:</b>																						
Income Support Supplement	5,257	5,052	4,835	4,529	4,297	4,014	3,765	3,449	3,178	2,975	2,760	2,500	2,300	2,100	2,000	1,800	1,700	1,600	1,500	1,500	1,400	
Age Pensioners	426	414	395	377	367	359	365	373	349	347	351	300	300	300	300	300	300	300	300	300	300	
Commonwealth Seniors Health Cards	1,072	1,049	972	910	762	700	658	939	615	588	568	500	500	400	400	400	300	300	300	300	200	
Defence Force Income Support Supplement (DFISA)	1,502	1,518	1,458	1,380	1,340	1,304	1,300	1,268	1,244	1,268	1,263	1,200	1,200	1,200	1,300	1,300	1,300	1,300	1,300	1,300	1,300	
<b>Total Income Support Beneficiaries (a)</b>	<b>26,886</b>	<b>25,591</b>	<b>24,096</b>	<b>22,685</b>	<b>21,348</b>	<b>20,014</b>	<b>18,926</b>	<b>17,731</b>	<b>16,456</b>	<b>15,617</b>	<b>14,820</b>	<b>13,800</b>	<b>13,000</b>	<b>12,200</b>	<b>11,500</b>	<b>10,800</b>	<b>10,300</b>	<b>9,800</b>	<b>9,300</b>	<b>8,800</b>	<b>8,400</b>	
<b>Total Disability Compensation Beneficiaries (b)</b>	<b>18,427</b>	<b>17,779</b>	<b>17,080</b>	<b>16,420</b>	<b>15,727</b>	<b>14,949</b>	<b>14,349</b>	<b>13,705</b>	<b>13,120</b>	<b>12,617</b>	<b>12,271</b>	<b>11,800</b>	<b>11,300</b>	<b>11,000</b>	<b>10,600</b>	<b>10,400</b>	<b>10,100</b>	<b>9,900</b>	<b>9,700</b>	<b>9,600</b>	<b>9,400</b>	

- (a) - Includes veteran service pensions, dependant service pensions, income support supplement, age pensions, commonwealth seniors health cards and DFISA recipients.
- (b) - Includes disability, war widow, orphan and adequate means of support pensions.



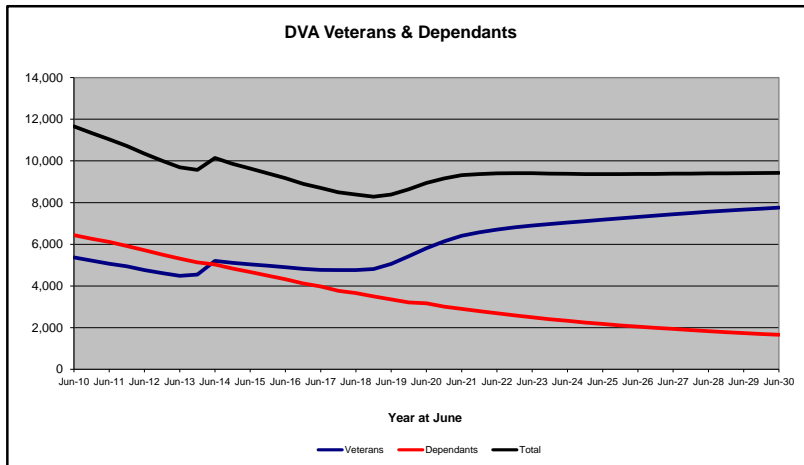
Date of Most Recent Actual Data : 4 Jul 2020

**DVA PROJECTED BENEFICIARY NUMBERS WITH ACTUALS TO 30 JUNE 2020 - TASMANIA \***

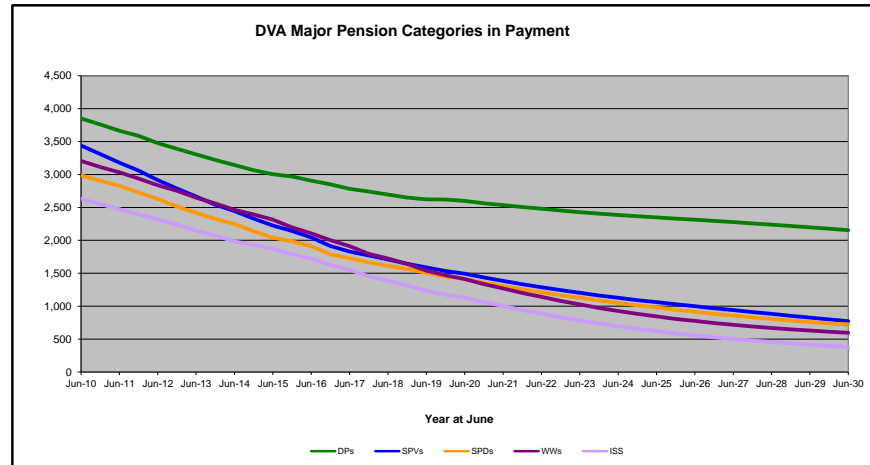
**Executive Summary of DVA Beneficiaries in Receipt of Pension(s), Allowance(s) or Health Care**

BENEFICIARY CATEGORY	ACTUAL DATA											FORECAST DATA									
	June 2010	June 2011	June 2012	June 2013	June 2014	June 2015	June 2016	June 2017	June 2018	June 2019	June 2020	June 2021	June 2022	June 2023	June 2024	June 2025	June 2026	June 2027	June 2028	June 2029	June 2030
<b>Veterans :</b>																					
Disability Pensioners in Payment	3,851	3,664	3,477	3,306	3,144	3,005	2,905	2,783	2,695	2,623	2,599	2,500	2,500	2,400	2,400	2,300	2,300	2,300	2,200	2,200	2,200
Age Pension Veterans (Included Above)	64	58	56	56	56	57	56	63	68	66	65	100	100	100	100	100	100	100	100	100	100
Service Pension Veterans	3,440	3,179	2,916	2,666	2,444	2,226	2,045	1,830	1,708	1,590	1,494	1,400	1,300	1,200	1,100	1,100	1,000	900	900	800	800
Disability Pensioner & Service Pension Veteran Overlap	2,410	2,259	2,122	1,963	1,818	1,680	1,570	1,429	1,352	1,271	1,206	1,100	1,100	1,000	900	900	800	800	700	700	600
Treatment Cards, Allowances or Accepted Disabilities Only	488	482	490	477	1,433	1,487	1,522	1,587	1,709	2,115	2,924	3,600	4,000	4,300	4,500	4,700	4,800	5,000	5,200	5,300	5,400
MRCA Veterans	n/a	n/a	n/a	n/a	312	364	421	492	588	718	849	1,000	1,100	1,300	1,400	1,600	1,700	1,900	2,000	2,200	2,300
SRCA Veterans	n/a	n/a	n/a	n/a	1,622	1,638	1,671	1,696	1,711	1,771	1,846	1,900	1,900	1,900	2,000	2,000	2,000	2,000	2,000	2,000	2,100
<b>Total Veterans</b>	<b>5,369</b>	<b>5,066</b>	<b>4,761</b>	<b>4,486</b>	<b>5,203</b>	<b>5,038</b>	<b>4,902</b>	<b>4,771</b>	<b>4,760</b>	<b>5,057</b>	<b>5,811</b>	<b>6,400</b>	<b>6,700</b>	<b>6,900</b>	<b>7,000</b>	<b>7,200</b>	<b>7,300</b>	<b>7,400</b>	<b>7,600</b>	<b>7,700</b>	<b>7,800</b>
<b>Dependants :</b>																					
Service Pension Dependants	2,987	2,829	2,629	2,419	2,247	2,043	1,912	1,729	1,613	1,506	1,414	1,300	1,200	1,100	1,100	1,000	900	900	800	800	700
War Widow(er)s	3,206	3,034	2,838	2,648	2,462	2,314	2,107	1,913	1,725	1,540	1,412	1,300	1,100	1,000	900	800	800	700	700	600	600
Orphans	3	1	1	0	3	3	2	6	5	5	7	10	10	10	10	10	10	10	0	0	0
Adequate Means of Support (a)	23	23	22	22	22	20	20	20	17	16	15	10	10	10	10	10	10	10	10	10	10
Age Pension Partners	42	42	43	41	40	42	41	33	37	34	31	30	30	30	30	30	30	30	30	20	20
Commonwealth Seniors Health Cards Dependants	92	83	80	72	57	54	49	93	57	55	46	40	40	30	30	30	30	20	20	20	20
Defence Force Income Support Supplement Dependants	166	174	176	174	168	166	167	164	166	179	168	170	170	160	150	140	140	130	130	120	110
MRCA Dependants	n/a	n/a	n/a	n/a	0	1	3	3	3	6	4	0	0	0	0	0	0	0	0	0	0
Other Dependants	11	11	11	13	96	88	85	84	95	74	117	100	120	140	150	160	170	180	190	190	190
Total Overlap Between Dependant Categories	92	87	83	76	69	66	62	69	61	57	47	40	40	40	30	30	30	30	30	30	30
<b>Total Dependants</b>	<b>6,438</b>	<b>6,110</b>	<b>5,717</b>	<b>5,313</b>	<b>5,026</b>	<b>4,665</b>	<b>4,324</b>	<b>3,976</b>	<b>3,657</b>	<b>3,358</b>	<b>3,167</b>	<b>2,900</b>	<b>2,700</b>	<b>2,500</b>	<b>2,300</b>	<b>2,200</b>	<b>2,000</b>	<b>1,900</b>	<b>1,800</b>	<b>1,700</b>	<b>1,700</b>
<b>Total Veterans and Total Dependants Overlap</b>	<b>151</b>	<b>143</b>	<b>127</b>	<b>109</b>	<b>87</b>	<b>70</b>	<b>56</b>	<b>41</b>	<b>33</b>	<b>30</b>	<b>39</b>	<b>30</b>	<b>20</b>	<b>20</b>	<b>20</b>	<b>20</b>	<b>20</b>	<b>20</b>	<b>20</b>	<b>20</b>	<b>20</b>
<b>Nett Total Clients *</b>	<b>11,656</b>	<b>11,033</b>	<b>10,351</b>	<b>9,690</b>	<b>10,142</b>	<b>9,633</b>	<b>9,170</b>	<b>8,706</b>	<b>8,384</b>	<b>8,387</b>	<b>8,939</b>	<b>9,300</b>	<b>9,400</b>	<b>9,400</b>	<b>9,400</b>	<b>9,400</b>	<b>9,400</b>	<b>9,400</b>	<b>9,400</b>	<b>9,400</b>	<b>9,400</b>

\* - From June 2014 this report contains a more complete count of total DVA clients. The previous count; Net Total Beneficiaries; included all persons receiving a VEA pension/allowance or holding a treatment or pharmaceutical entitlement card. In contrast, the Nett Total Client count also includes any veteran with one or more service related disabilities accepted under the SRCA or the MRCA as well as dependent children of veterans currently receiving student payments under the VCES or MRCAETS.



Date of Most Recent Actual Data : 4 Jul 2020



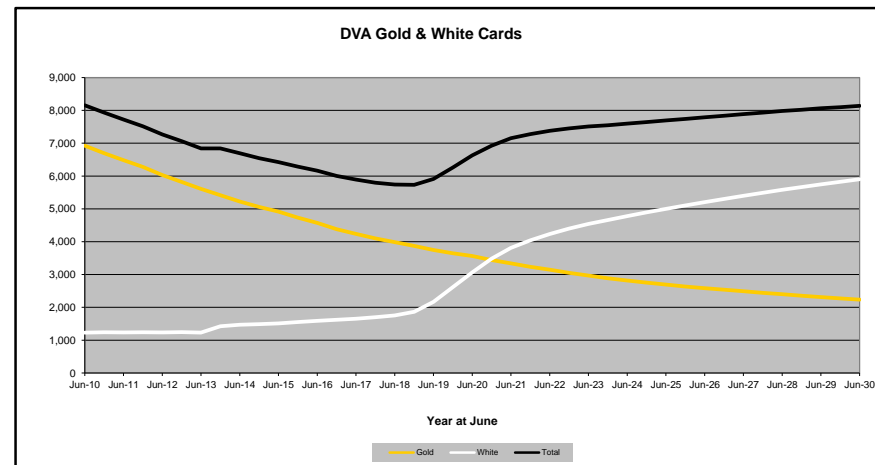
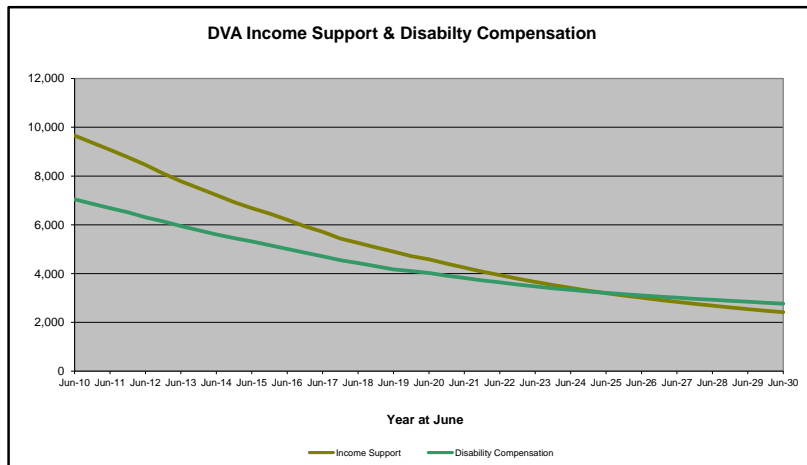
Continued next page

# DVA PROJECTED BENEFICIARY NUMBERS WITH ACTUALS TO 30 JUNE 2020 - TASMANIA \*

## Executive Summary of DVA Beneficiaries in Receipt of Pension(s), Allowance(s) or Health Care

BENEFICIARY CATEGORY (Subsets of Net Total Beneficiaries on Previous Page)	ACTUAL DATA											FORECAST DATA									
	June 2010	June 2011	June 2012	June 2013	June 2014	June 2015	June 2016	June 2017	June 2018	June 2019	June 2020	June 2021	June 2022	June 2023	June 2024	June 2025	June 2026	June 2027	June 2028	June 2029	June 2030
<b>Health Treatment Card Holders :</b>																					
Gold Cards	6,925	6,483	6,030	5,610	5,224	4,916	4,571	4,240	3,988	3,746	3,563	3,300	3,100	3,000	2,800	2,700	2,600	2,500	2,400	2,300	2,200
White Cards	1,230	1,237	1,238	1,232	1,469	1,510	1,591	1,651	1,755	2,167	3,066	3,800	4,200	4,500	4,800	5,000	5,200	5,400	5,600	5,700	5,900
<b>Total Health Treatment Cards</b>	<b>8,155</b>	<b>7,720</b>	<b>7,268</b>	<b>6,842</b>	<b>6,693</b>	<b>6,426</b>	<b>6,162</b>	<b>5,891</b>	<b>5,743</b>	<b>5,913</b>	<b>6,629</b>	<b>7,200</b>	<b>7,400</b>	<b>7,500</b>	<b>7,600</b>	<b>7,700</b>	<b>7,800</b>	<b>7,900</b>	<b>8,000</b>	<b>8,100</b>	<b>8,100</b>
Repatriation Pharmaceutical Benefits Cards (Orange Cards)	293	255	216	184	153	128	100	76	56	40	28	0	0	0	0	0	0	0	0	0	0
<b>Other Income Support Categories:</b>																					
Income Support Supplement	2,633	2,474	2,318	2,144	1,983	1,873	1,723	1,550	1,389	1,233	1,129	1,000	900	800	700	600	600	500	500	400	400
Age Pensioners	106	100	99	97	96	100	97	96	105	100	96	90	90	90	90	90	90	90	90	100	100
Commonwealth Seniors Health Cards	162	142	133	112	90	80	73	146	78	77	67	60	60	50	50	40	40	40	40	40	30
Defence Force Income Support Supplement (DFISA)	423	434	442	427	435	435	435	442	449	476	463	480	480	480	480	480	490	490	490	490	500
<b>Total Income Support Beneficiaries (a)</b>	<b>9,661</b>	<b>9,077</b>	<b>8,459</b>	<b>7,790</b>	<b>7,218</b>	<b>6,681</b>	<b>6,211</b>	<b>5,716</b>	<b>5,257</b>	<b>4,900</b>	<b>4,585</b>	<b>4,200</b>	<b>3,900</b>	<b>3,700</b>	<b>3,400</b>	<b>3,200</b>	<b>3,000</b>	<b>2,800</b>	<b>2,700</b>	<b>2,500</b>	<b>2,400</b>
<b>Total Disability Compensation Beneficiaries (b)</b>	<b>7,046</b>	<b>6,686</b>	<b>6,310</b>	<b>5,948</b>	<b>5,604</b>	<b>5,319</b>	<b>5,015</b>	<b>4,708</b>	<b>4,432</b>	<b>4,176</b>	<b>4,026</b>	<b>3,800</b>	<b>3,600</b>	<b>3,500</b>	<b>3,300</b>	<b>3,100</b>	<b>3,000</b>	<b>2,900</b>	<b>2,900</b>	<b>2,800</b>	<b>2,800</b>

- (a) - Includes veteran service pensions, dependant service pensions, income support supplement, age pensions, commonwealth seniors health cards and DFISA recipients.
- (b) - Includes disability, war widow, orphan and adequate means of support pensions.



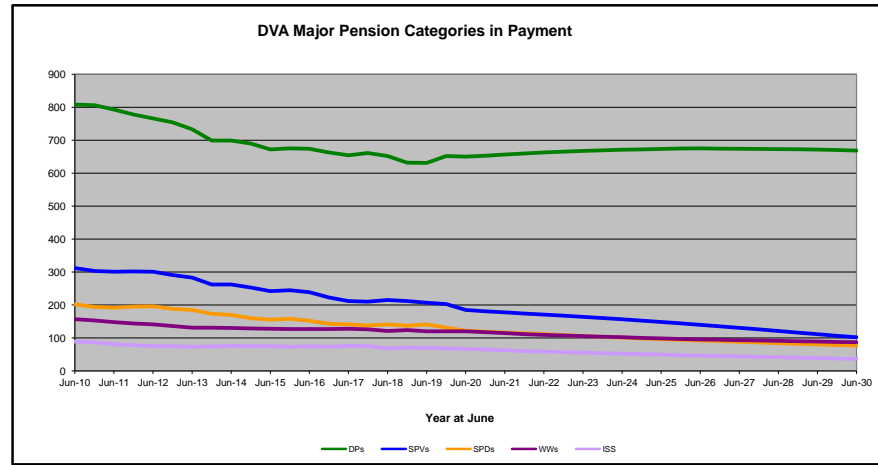
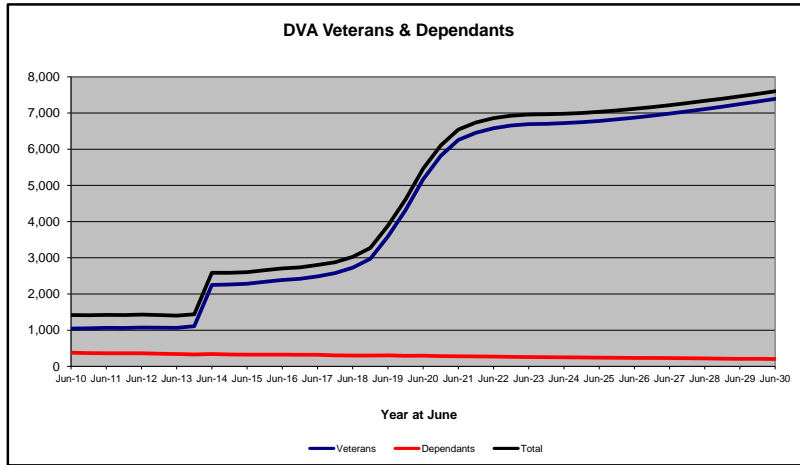
Date of Most Recent Actual Data : 4 Jul 2020

**DVA PROJECTED BENEFICIARY NUMBERS WITH ACTUALS TO 30 JUNE 2020 - NORTHERN TERRITORY**

**Executive Summary of DVA Beneficiaries in Receipt of Pension(s), Allowance(s) or Health Care**

BENEFICIARY CATEGORY	ACTUAL DATA											FORECAST DATA									
	June 2010	June 2011	June 2012	June 2013	June 2014	June 2015	June 2016	June 2017	June 2018	June 2019	June 2020	June 2021	June 2022	June 2023	June 2024	June 2025	June 2026	June 2027	June 2028	June 2029	June 2030
<b>Veterans :</b>																					
Disability Pensioners in Payment	808	793	766	733	699	672	674	654	652	631	650	660	660	670	670	670	680	670	670	670	670
Age Pension Veterans (Included Above)	2	3	3	3	3	4	4	7	6	9	8	10	10	10	10	10	10	10	10	10	10
Service Pension Veterans	312	301	301	283	262	242	239	212	215	207	185	180	170	160	160	150	140	130	120	110	100
Disability Pensioner & Service Pension Veteran Overlap	198	186	188	181	165	156	152	133	137	135	120	120	110	110	110	100	90	90	90	80	70
Treatment Cards, Allowances or Accepted Disabilities Only	123	156	194	228	1,452	1,524	1,627	1,755	1,999	2,885	4,452	5,540	5,860	5,970	6,000	6,150	6,270	6,400	6,540	6,690	6,690
MRCA Veterans	n/a	n/a	n/a	n/a	716	798	932	1,038	1,149	1,478	1,751	2,170	2,540	2,860	3,140	3,380	3,600	3,810	4,010	4,200	4,390
SRCA Veterans	n/a	n/a	n/a	n/a	1,192	1,182	1,183	1,174	1,151	1,117	1,093	1,110	1,130	1,150	1,180	1,200	1,220	1,240	1,260	1,270	1,280
<b>Total Veterans</b>	<b>1,045</b>	<b>1,064</b>	<b>1,073</b>	<b>1,063</b>	<b>2,248</b>	<b>2,282</b>	<b>2,388</b>	<b>2,488</b>	<b>2,729</b>	<b>3,588</b>	<b>5,167</b>	<b>6,260</b>	<b>6,580</b>	<b>6,690</b>	<b>6,720</b>	<b>6,780</b>	<b>6,870</b>	<b>6,980</b>	<b>7,110</b>	<b>7,240</b>	<b>7,390</b>
<b>Dependants :</b>																					
Service Pension Dependants	202	192	196	185	170	156	152	141	141	141	122	120	110	110	100	100	90	90	80	80	80
War Widow(er)s	157	148	141	131	130	128	127	128	121	120	120	110	110	110	100	100	100	90	90	90	90
Orphans	0	0	0	0	0	0	0	3	3	2	2	0	0	0	0	0	0	0	0	0	0
Adequate Means of Support (a)	1	1	1	1	1	1	1	1	1	1	0	0	0	0	0	0	0	0	0	0	0
Age Pension Partners	3	5	5	4	3	4	4	4	5	5	5	8	8	8	8	8	8	8	8	8	8
Commonwealth Seniors Health Cards Dependants	17	15	13	14	14	13	13	18	9	8	8	10	10	10	10	10	10	10	10	10	10
Defence Force Income Support Supplement Dependants	12	13	17	18	16	21	26	23	24	21	22	20	20	20	20	20	10	10	10	10	10
MRCA Dependants	n/a	n/a	n/a	n/a	2	1	1	0	0	0	0	30	30	20	20	20	20	20	20	20	20
Other Dependants	1	2	2	2	19	13	11	12	6	14	26	20	20	30	30	30	30	30	30	30	30
Total Overlap Between Dependant Categories	15	14	13	12	12	11	10	10	9	8	8	10	10	10	10	10	0	0	0	0	0
<b>Total Dependants</b>	<b>378</b>	<b>362</b>	<b>362</b>	<b>343</b>	<b>343</b>	<b>325</b>	<b>324</b>	<b>320</b>	<b>300</b>	<b>303</b>	<b>297</b>	<b>280</b>	<b>270</b>	<b>260</b>	<b>250</b>	<b>240</b>	<b>240</b>	<b>230</b>	<b>220</b>	<b>210</b>	<b>200</b>
<b>Total Veterans and Total Dependants Overlap</b>	<b>5</b>	<b>5</b>	<b>4</b>	<b>4</b>	<b>4</b>	<b>4</b>	<b>4</b>	<b>4</b>	<b>2</b>	<b>2</b>	<b>3</b>	<b>0</b>	<b>0</b>	<b>0</b>	<b>0</b>	<b>0</b>	<b>0</b>	<b>0</b>	<b>0</b>	<b>0</b>	<b>0</b>
<b>Nett Total Clients *</b>	<b>1,418</b>	<b>1,421</b>	<b>1,431</b>	<b>1,402</b>	<b>2,587</b>	<b>2,603</b>	<b>2,708</b>	<b>2,804</b>	<b>3,027</b>	<b>3,889</b>	<b>5,461</b>	<b>6,540</b>	<b>6,860</b>	<b>6,960</b>	<b>6,980</b>	<b>7,030</b>	<b>7,110</b>	<b>7,220</b>	<b>7,340</b>	<b>7,460</b>	<b>7,600</b>

\* - From June 2014 this report contains a more complete count of total DVA clients. The previous count; Net Total Beneficiaries; included all persons receiving a VEA pension/allowance or holding a treatment or pharmaceutical entitlement card. In contrast, the Nett Total Client count also includes any veteran with one or more service related disabilities accepted under the SRCA or the MRCA as well as dependent children of veterans currently receiving student payments under the VCES or MRCAETS.



Date of Most Recent Actual Data : 4 Jul 2020

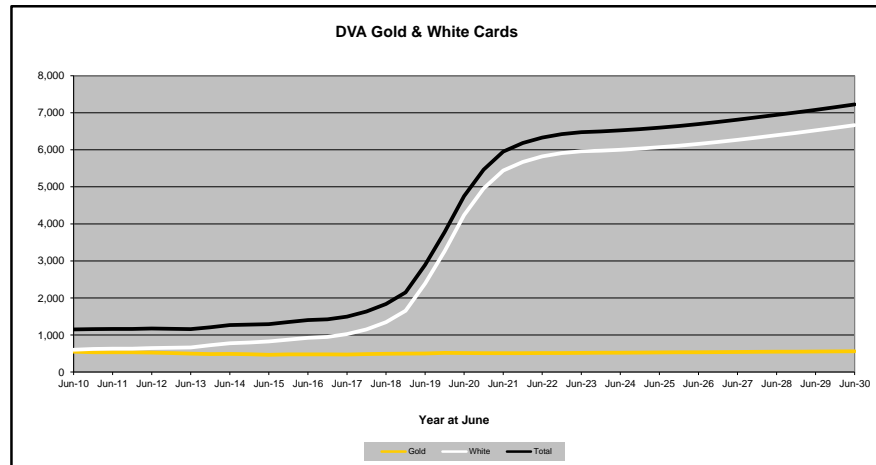
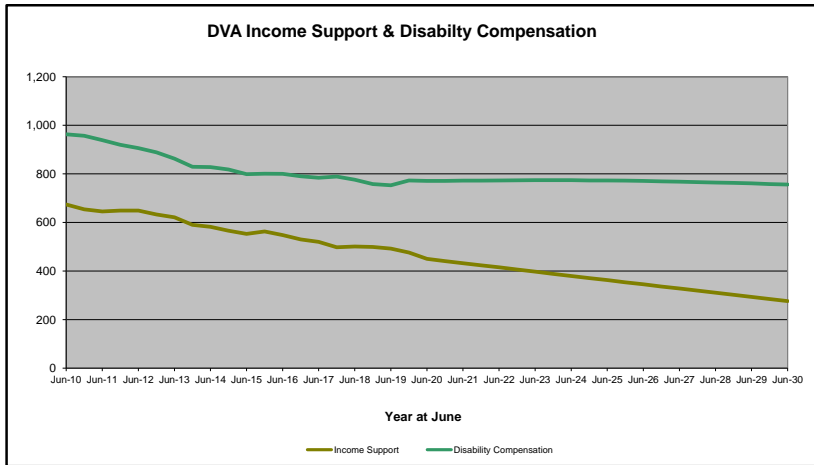
Continued next page

**DVA PROJECTED BENEFICIARY NUMBERS WITH ACTUALS TO 30 JUNE 2020 - NORTHERN TERRITORY**

**Executive Summary of DVA Beneficiaries in Receipt of Pension(s), Allowance(s) or Health Care**

BENEFICIARY CATEGORY (Subsets of Net Total Beneficiaries on Previous Page)	ACTUAL DATA											FORECAST DATA									
	June 2010	June 2011	June 2012	June 2013	June 2014	June 2015	June 2016	June 2017	June 2018	June 2019	June 2020	June 2021	June 2022	June 2023	June 2024	June 2025	June 2026	June 2027	June 2028	June 2029	June 2030
<b>Health Treatment Card Holders :</b>																					
Gold Cards	548	532	525	498	490	465	476	474	491	502	511	510	510	520	520	530	530	540	550	550	560
White Cards	602	632	648	661	777	826	925	1,023	1,346	2,390	4,239	5,440	5,820	5,960	6,000	6,070	6,160	6,270	6,390	6,530	6,670
<b>Total Health Treatment Cards</b>	<b>1,150</b>	<b>1,164</b>	<b>1,173</b>	<b>1,159</b>	<b>1,267</b>	<b>1,291</b>	<b>1,401</b>	<b>1,497</b>	<b>1,837</b>	<b>2,892</b>	<b>4,750</b>	<b>5,950</b>	<b>6,330</b>	<b>6,480</b>	<b>6,520</b>	<b>6,600</b>	<b>6,700</b>	<b>6,810</b>	<b>6,940</b>	<b>7,080</b>	<b>7,230</b>
Repatriation Pharmaceutical Benefits Cards (Orange Cards)	20	18	18	14	10	7	7	4	4	2	1	0	0	0	0	0	0	0	0	0	0
<b>Other Income Support Categories:</b>																					
Income Support Supplement	89	81	75	73	76	75	75	76	68	70	67	60	60	60	50	50	50	40	40	40	40
Age Pensioners	5	8	8	7	6	8	8	11	11	14	13	10	10	10	10	10	10	10	10	10	10
Commonwealth Seniors Health Cards	29	26	23	26	25	23	22	33	16	13	13	10	10	10	10	10	10	10	10	10	10
Defence Force Income Support Supplement (DFISA)	40	41	50	51	47	55	58	54	60	60	60	60	60	60	60	60	60	60	60	50	50
<b>Total Income Support Beneficiaries (a)</b>	<b>674</b>	<b>645</b>	<b>650</b>	<b>621</b>	<b>582</b>	<b>553</b>	<b>548</b>	<b>520</b>	<b>501</b>	<b>492</b>	<b>450</b>	<b>430</b>	<b>420</b>	<b>400</b>	<b>380</b>	<b>360</b>	<b>350</b>	<b>330</b>	<b>310</b>	<b>290</b>	<b>280</b>
<b>Total Disability Compensation Beneficiaries (b)</b>	<b>963</b>	<b>939</b>	<b>910</b>	<b>863</b>	<b>828</b>	<b>799</b>	<b>800</b>	<b>784</b>	<b>776</b>	<b>753</b>	<b>771</b>	<b>770</b>	<b>770</b>	<b>770</b>	<b>770</b>	<b>770</b>	<b>770</b>	<b>770</b>	<b>760</b>	<b>760</b>	<b>760</b>

(a) - Includes veteran service pensions, dependant service pensions, income support supplement, age pensions, commonwealth seniors health cards and DFISA recipients.  
 (b) - Includes disability, war widow, orphan and adequate means of support pensions.



Date of Most Recent Actual Data : 4 Jul 2020

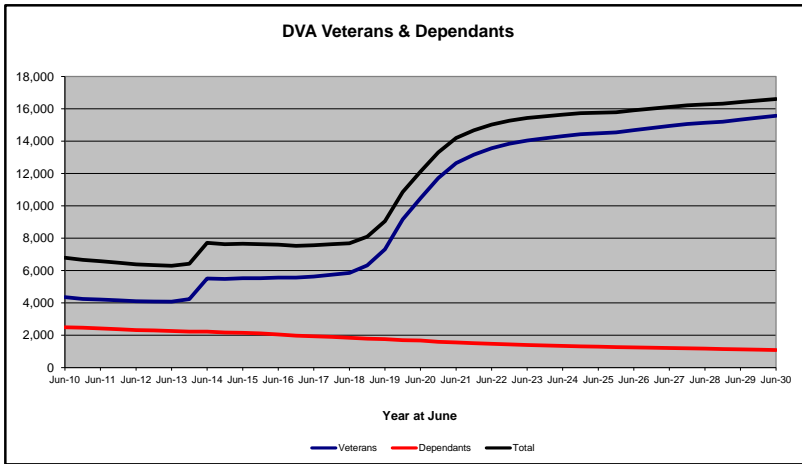


**DVA PROJECTED BENEFICIARY NUMBERS WITH ACTUALS TO 30 JUNE 2020 - AUSTRALIAN CAPITAL TERRITORY**

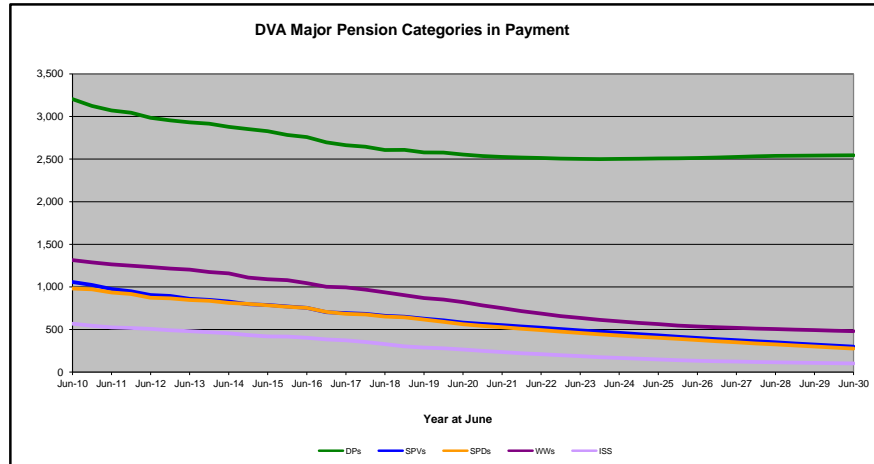
**Executive Summary of DVA Beneficiaries in Receipt of Pension(s), Allowance(s) or Health Care**

BENEFICIARY CATEGORY	ACTUAL DATA											FORECAST DATA									
	June 2010	June 2011	June 2012	June 2013	June 2014	June 2015	June 2016	June 2017	June 2018	June 2019	June 2020	June 2021	June 2022	June 2023	June 2024	June 2025	June 2026	June 2027	June 2028	June 2029	June 2030
<b>Veterans :</b>																					
Disability Pensioners in Payment	3,204	3,072	2,984	2,932	2,879	2,827	2,758	2,663	2,606	2,579	2,553	2,500	2,500	2,500	2,500	2,500	2,500	2,500	2,500	2,500	2,500
Age Pension Veterans (Included Above)	22	22	24	25	26	25	28	23	22	23	23	20	20	20	20	20	20	20	20	20	20
Service Pension Veterans	1,057	974	905	860	829	788	754	692	660	626	581	600	500	500	400	400	400	300	300	300	300
Disability Pensioner & Service Pension Veteran Overlap	707	656	617	580	565	547	533	489	470	448	410	390	370	350	300	280	260	250	230	210	210
Treatment Cards, Allowances or Accepted Disabilities Only	803	821	836	867	2,364	2,461	2,589	2,769	3,060	4,558	7,748	9,960	10,900	11,400	11,670	11,850	12,050	12,300	12,500	12,700	12,940
MRCA Veterans	n/a	n/a	n/a	n/a	714	824	953	1,126	1,319	1,658	2,044	2,490	2,980	3,470	3,930	4,340	4,720	5,110	5,470	5,800	6,140
SRCA Veterans	n/a	n/a	n/a	n/a	2,492	2,533	2,539	2,550	2,556	2,642	2,742	2,850	2,990	3,120	3,240	3,360	3,460	3,560	3,660	3,740	3,820
<b>Total Veterans</b>	<b>4,357</b>	<b>4,211</b>	<b>4,108</b>	<b>4,079</b>	<b>5,507</b>	<b>5,529</b>	<b>5,568</b>	<b>5,635</b>	<b>5,856</b>	<b>7,315</b>	<b>10,472</b>	<b>12,600</b>	<b>13,600</b>	<b>14,000</b>	<b>14,300</b>	<b>14,500</b>	<b>14,700</b>	<b>14,900</b>	<b>15,100</b>	<b>15,300</b>	<b>15,600</b>
<b>Dependants :</b>																					
Service Pension Dependants	981	934	873	846	812	784	754	683	652	616	562	530	490	460	430	400	380	350	320	300	280
War Widow(er)s	1,314	1,265	1,233	1,203	1,158	1,089	1,044	994	936	868	821	800	700	600	600	600	500	500	500	500	500
Orphans	6	8	8	7	7	3	4	3	4	7	8	10	10	10	10	10	10	10	10	10	10
Adequate Means of Support (a)	6	6	6	6	6	6	5	4	4	3	2	0	0	0	0	0	0	0	0	0	0
Age Pension Partners	14	13	14	15	17	18	19	20	21	20	19	0	0	0	0	0	0	0	0	0	0
Commonwealth Seniors Health Cards Dependants	116	126	122	124	104	97	87	105	85	84	76	100	100	100	100	100	100	0	0	0	0
Defence Force Income Support Supplement Dependants	113	117	116	121	115	135	127	119	117	123	119	120	110	110	90	90	80	70	70	60	60
MRCA Dependants	n/a	n/a	n/a	n/a	8	9	10	14	18	18	25	0	0	0	0	0	0	0	0	0	0
Other Dependants	11	20	21	15	59	60	53	49	57	67	86	100	100	100	200	200	200	200	200	200	200
Total Overlap Between Dependant Categories	68	70	72	72	59	53	54	48	47	47	43	40	40	40	30	30	30	30	30	20	20
<b>Total Dependants</b>	<b>2,493</b>	<b>2,419</b>	<b>2,321</b>	<b>2,265</b>	<b>2,227</b>	<b>2,148</b>	<b>2,049</b>	<b>1,943</b>	<b>1,847</b>	<b>1,759</b>	<b>1,675</b>	<b>1,600</b>	<b>1,500</b>	<b>1,400</b>	<b>1,300</b>	<b>1,300</b>	<b>1,200</b>	<b>1,200</b>	<b>1,100</b>	<b>1,100</b>	<b>1,100</b>
<b>Total Veterans and Total Dependants Overlap</b>	<b>60</b>	<b>51</b>	<b>48</b>	<b>47</b>	<b>23</b>	<b>19</b>	<b>15</b>	<b>16</b>	<b>16</b>	<b>19</b>	<b>31</b>	<b>30</b>	<b>30</b>	<b>30</b>	<b>40</b>	<b>40</b>	<b>50</b>	<b>60</b>	<b>60</b>	<b>70</b>	<b>70</b>
<b>Nett Total Clients *</b>	<b>6,790</b>	<b>6,579</b>	<b>6,381</b>	<b>6,297</b>	<b>7,711</b>	<b>7,658</b>	<b>7,602</b>	<b>7,562</b>	<b>7,687</b>	<b>9,055</b>	<b>12,116</b>	<b>14,200</b>	<b>15,000</b>	<b>15,400</b>	<b>15,600</b>	<b>15,800</b>	<b>15,900</b>	<b>16,100</b>	<b>16,300</b>	<b>16,400</b>	<b>16,600</b>

\* - From June 2014 this report contains a more complete count of total DVA clients. The previous count; Net Total Beneficiaries; included all persons receiving a VEA pension/allowance or holding a treatment or pharmaceutical entitlement card. In contrast, the Nett Total Client count also includes any veteran with one or more service related disabilities accepted under the SRCA or the MRCA as well as dependent children of veterans currently receiving student payments under the VCES or MRCAETS.



Date of Most Recent Actual Data : 4 Jul 2020



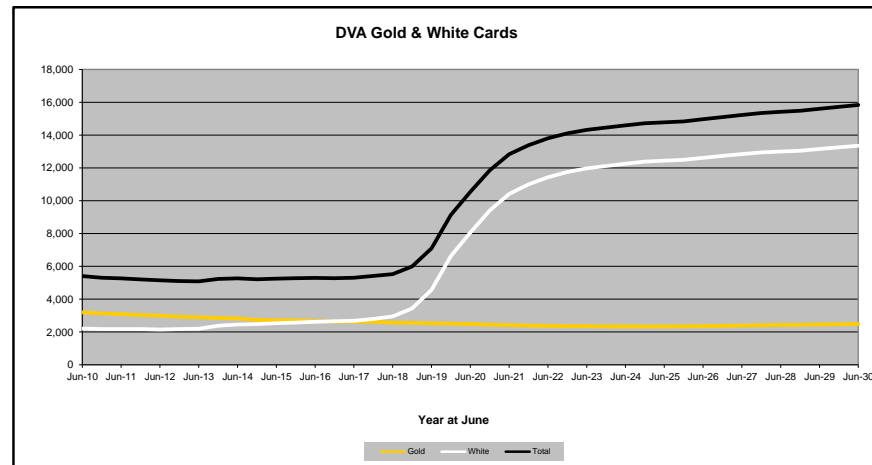
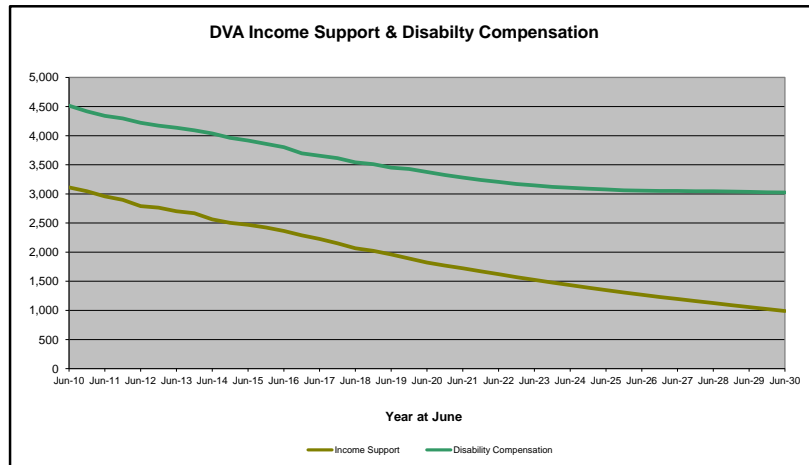
Continued next page

# DVA PROJECTED BENEFICIARY NUMBERS WITH ACTUALS TO 30 JUNE 2020 - AUSTRALIAN CAPITAL TERRITORY

## Executive Summary of DVA Beneficiaries in Receipt of Pension(s), Allowance(s) or Health Care

BENEFICIARY CATEGORY (Subsets of Net Total Beneficiaries on Previous Page)	ACTUAL DATA											FORECAST DATA									
	June 2010	June 2011	June 2012	June 2013	June 2014	June 2015	June 2016	June 2017	June 2018	June 2019	June 2020	June 2021	June 2022	June 2023	June 2024	June 2025	June 2026	June 2027	June 2028	June 2029	June 2030
<b>Health Treatment Card Holders :</b>																					
Gold Cards	3,195	3,085	2,996	2,889	2,819	2,721	2,673	2,623	2,574	2,529	2,485	2,400	2,400	2,300	2,300	2,300	2,400	2,400	2,400	2,500	2,500
White Cards	2,209	2,180	2,149	2,197	2,449	2,532	2,621	2,683	2,948	4,561	8,057	10,400	11,400	12,000	12,300	12,400	12,600	12,800	13,000	13,100	13,400
<b>Total Health Treatment Cards</b>	<b>5,404</b>	<b>5,265</b>	<b>5,145</b>	<b>5,086</b>	<b>5,268</b>	<b>5,253</b>	<b>5,294</b>	<b>5,306</b>	<b>5,522</b>	<b>7,090</b>	<b>10,542</b>	<b>12,800</b>	<b>13,800</b>	<b>14,300</b>	<b>14,600</b>	<b>14,800</b>	<b>15,000</b>	<b>15,200</b>	<b>15,400</b>	<b>15,600</b>	<b>15,800</b>
Repatriation Pharmaceutical Benefits Cards (Orange Cards)	148	120	106	94	78	64	50	34	27	20	17	0	0	0	0	0	0	0	0	0	0
<b>Other Income Support Categories:</b>																					
Income Support Supplement	568	525	507	481	456	419	402	373	328	288	264	230	210	190	170	150	130	120	110	110	100
Age Pensioners	36	35	38	40	43	43	47	43	43	43	42	40	40	30	30	30	30	30	30	20	20
Commonwealth Seniors Health Cards	247	266	247	246	201	184	166	210	160	160	147	100	100	100	100	100	100	100	100	100	100
Defence Force Income Support Supplement (DFISA)	254	255	255	266	258	287	282	258	255	264	260	300	300	300	300	300	200	200	200	200	200
<b>Total Income Support Beneficiaries (a)</b>	<b>3,112</b>	<b>2,958</b>	<b>2,791</b>	<b>2,703</b>	<b>2,563</b>	<b>2,471</b>	<b>2,363</b>	<b>2,227</b>	<b>2,066</b>	<b>1,962</b>	<b>1,822</b>	<b>1,700</b>	<b>1,600</b>	<b>1,500</b>	<b>1,400</b>	<b>1,300</b>	<b>1,300</b>	<b>1,200</b>	<b>1,100</b>	<b>1,100</b>	<b>1,000</b>
<b>Total Disability Compensation Beneficiaries (b)</b>	<b>4,515</b>	<b>4,340</b>	<b>4,221</b>	<b>4,137</b>	<b>4,039</b>	<b>3,916</b>	<b>3,803</b>	<b>3,656</b>	<b>3,543</b>	<b>3,452</b>	<b>3,378</b>	<b>3,300</b>	<b>3,200</b>	<b>3,100</b>	<b>3,100</b>	<b>3,100</b>	<b>3,100</b>	<b>3,100</b>	<b>3,000</b>	<b>3,000</b>	<b>3,000</b>

- (a) - Includes veteran service pensions, dependant service pensions, income support supplement, age pensions, commonwealth seniors health cards and DFISA recipients.
- (b) - Includes disability, war widow, orphan and adequate means of support pensions.



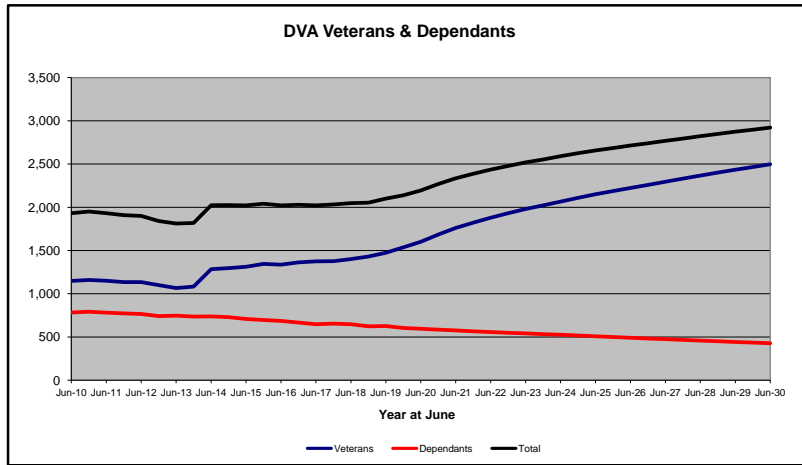
Date of Most Recent Actual Data : 4 Jul 2020

**DVA PROJECTED BENEFICIARY NUMBERS WITH ACTUALS TO 30 JUNE 2020 - OVERSEAS CLIENTS**

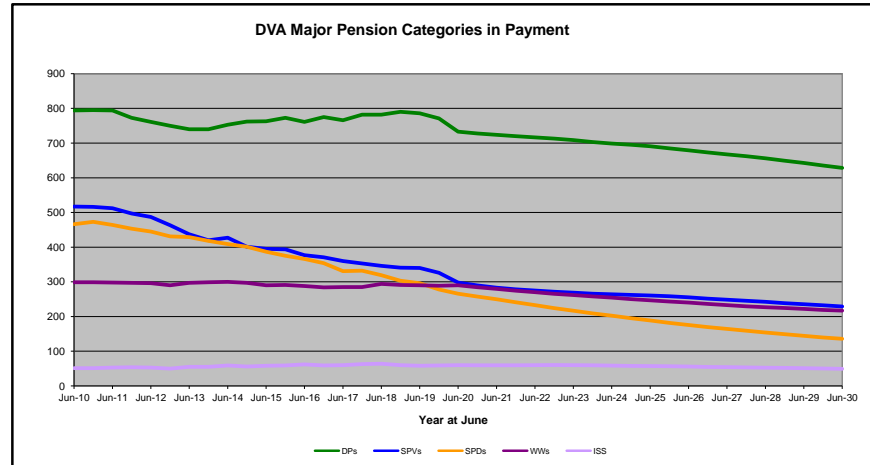
**Executive Summary of DVA Beneficiaries in Receipt of Pension(s), Allowance(s) or Health Care**

BENEFICIARY CATEGORY	ACTUAL DATA											FORECAST DATA										
	June 2010	June 2011	June 2012	June 2013	June 2014	June 2015	June 2016	June 2017	June 2018	June 2019	June 2020	June 2021	June 2022	June 2023	June 2024	June 2025	June 2026	June 2027	June 2028	June 2029	June 2030	
<b>Veterans :</b>																						
Disability Pensioners in Payment	794	794	761	740	753	763	761	766	782	786	733	720	720	710	700	690	680	670	660	640	630	
Age Pension Veterans (Included Above)	2	3	4	5	4	3	5	8	8	11	10	10	10	10	10	10	10	10	10	10	10	
Service Pension Veterans	517	512	487	437	427	395	377	360	346	340	298	280	270	270	260	260	260	250	240	230	230	
Disability Pensioner & Service Pension Veteran Overlap	185	204	196	192	188	181	177	178	186	189	163	160	160	150	150	140	140	130	130	120	110	
Treatment Cards, Allowances or Accepted Disabilities Only	23	49	82	81	291	335	375	426	458	537	733	910	1,040	1,160	1,250	1,340	1,430	1,510	1,590	1,670	1,750	
MRCA Veterans	n/a	n/a	n/a	n/a	93	134	167	208	243	289	333	370	410	460	510	570	620	680	730	780	840	
SRCA Veterans	n/a	n/a	n/a	n/a	403	437	450	475	504	518	518	540	570	590	610	630	650	660	680	700	710	
<b>Total Veterans</b>	<b>1,149</b>	<b>1,151</b>	<b>1,134</b>	<b>1,066</b>	<b>1,285</b>	<b>1,312</b>	<b>1,336</b>	<b>1,374</b>	<b>1,400</b>	<b>1,474</b>	<b>1,601</b>	<b>1,760</b>	<b>1,880</b>	<b>1,980</b>	<b>2,070</b>	<b>2,150</b>	<b>2,220</b>	<b>2,300</b>	<b>2,370</b>	<b>2,430</b>	<b>2,500</b>	
<b>Dependants :</b>																						
Service Pension Dependants	466	464	445	429	409	387	366	331	319	296	266	250	230	220	200	190	180	160	150	140	140	
War Widow(er)s	299	298	296	297	300	290	288	285	294	290	290	280	270	260	250	250	240	230	230	220	220	
Orphans	9	10	10	9	11	10	9	11	11	8	5	0	0	0	0	0	0	0	0	0	0	
Adequate Means of Support (a)	1	1	1	1	1	1	1	1	1	1	1	0	0	0	0	0	0	0	0	0	0	
Age Pension Partners	1	1	1	1	1	1	3	3	1	1	1	0	0	0	0	0	0	0	0	0	0	
Commonwealth Seniors Health Cards Dependants	1	1	1	1	1	1	1	1	1	1	0	0	0	0	0	0	0	0	0	0	0	
Defence Force Income Support Supplement Dependants	6	7	7	4	3	3	4	6	7	7	3	0	0	0	0	0	0	0	0	0	0	
MRCA Dependants	n/a	n/a	n/a	n/a	2	2	2	2	1	2	1	350	370	380	390	400	400	400	410	410	410	
Other Dependants	2	1	7	6	12	16	16	13	15	23	29	40	40	50	60	60	70	70	70	70	70	
Total Overlap Between Dependant Categories	2	2	2	2	2	2	4	4	2	2	1	0	0	0	0	0	0	0	0	0	0	
<b>Total Dependants</b>	<b>783</b>	<b>781</b>	<b>766</b>	<b>746</b>	<b>738</b>	<b>709</b>	<b>686</b>	<b>648</b>	<b>648</b>	<b>627</b>	<b>595</b>	<b>580</b>	<b>560</b>	<b>540</b>	<b>530</b>	<b>510</b>	<b>490</b>	<b>470</b>	<b>460</b>	<b>440</b>	<b>430</b>	
<b>Total Veterans and Total Dependants Overlap</b>	<b>0</b>	<b>1</b>	<b>0</b>	<b>0</b>	<b>0</b>	<b>0</b>	<b>1</b>	<b>0</b>	<b>0</b>	<b>1</b>	<b>2</b>	<b>0</b>	<b>0</b>	<b>0</b>	<b>0</b>	<b>0</b>	<b>0</b>	<b>0</b>	<b>0</b>	<b>0</b>	<b>0</b>	
<b>Nett Total Clients *</b>	<b>1,932</b>	<b>1,931</b>	<b>1,900</b>	<b>1,812</b>	<b>2,023</b>	<b>2,021</b>	<b>2,021</b>	<b>2,022</b>	<b>2,048</b>	<b>2,100</b>	<b>2,194</b>	<b>2,340</b>	<b>2,440</b>	<b>2,520</b>	<b>2,590</b>	<b>2,660</b>	<b>2,710</b>	<b>2,770</b>	<b>2,820</b>	<b>2,870</b>	<b>2,920</b>	

\* - From June 2014 this report contains a more complete count of total DVA clients. The previous count; Net Total Beneficiaries; included all persons receiving a VEA pension/allowance or holding a treatment or pharmaceutical entitlement card. In contrast, the Nett Total Client count also includes any veteran with one or more service related disabilities accepted under the SRCA or the MRCA as well as dependent children of veterans currently receiving student payments under the VCES or MRCAETS.



Date of Most Recent Actual Data : 4 Jul 2020



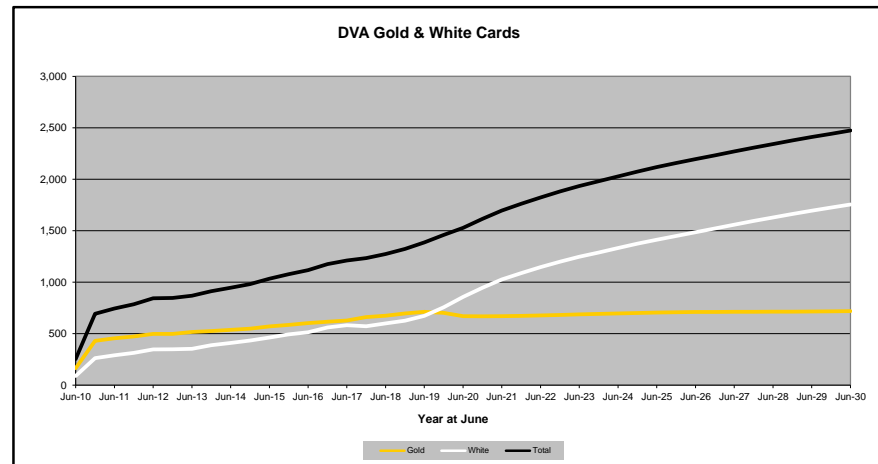
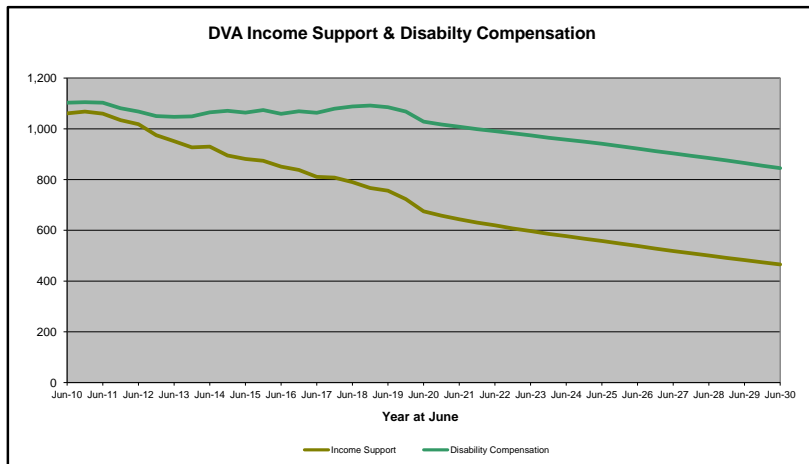
Continued next page

# DVA PROJECTED BENEFICIARY NUMBERS WITH ACTUALS TO 30 JUNE 2020 - OVERSEAS CLIENTS

## Executive Summary of DVA Beneficiaries in Receipt of Pension(s), Allowance(s) or Health Care

BENEFICIARY CATEGORY (Subsets of Net Total Beneficiaries on Previous Page)	ACTUAL DATA											FORECAST DATA									
	June 2010	June 2011	June 2012	June 2013	June 2014	June 2015	June 2016	June 2017	June 2018	June 2019	June 2020	June 2021	June 2022	June 2023	June 2024	June 2025	June 2026	June 2027	June 2028	June 2029	June 2030
<b>Health Treatment Card Holders :</b>																					
Gold Cards	165	455	497	516	537	571	603	628	674	713	670	670	680	690	700	710	710	710	710	720	720
White Cards	89	290	347	353	410	463	514	583	600	673	858	1,030	1,150	1,250	1,330	1,410	1,490	1,560	1,630	1,700	1,760
<b>Total Health Treatment Cards</b>	<b>254</b>	<b>745</b>	<b>844</b>	<b>869</b>	<b>947</b>	<b>1,034</b>	<b>1,117</b>	<b>1,211</b>	<b>1,274</b>	<b>1,386</b>	<b>1,528</b>	<b>1,700</b>	<b>1,820</b>	<b>1,930</b>	<b>2,030</b>	<b>2,120</b>	<b>2,200</b>	<b>2,270</b>	<b>2,340</b>	<b>2,410</b>	<b>2,470</b>
Repatriation Pharmaceutical Benefits Cards (Orange Cards)	16	50	51	42	45	37	33	28	22	18	9	10	10	0	0	0	0	0	0	0	0
<b>Other Income Support Categories:</b>																					
Income Support Supplement	51	53	53	55	59	58	62	60	64	58	60	60	60	60	60	60	60	50	50	50	50
Age Pensioners	3	4	5	6	5	4	8	11	9	12	11	10	10	10	10	10	10	10	10	10	10
Commonwealth Seniors Health Cards	1	1	1	1	1	1	2	1	1	2	0	0	0	0	0	0	0	0	0	0	0
Defence Force Income Support Supplement (DFISA)	26	30	32	29	34	40	44	58	59	60	51	50	50	50	50	50	50	50	50	50	50
<b>Total Income Support Beneficiaries (a)</b>	<b>1,061</b>	<b>1,060</b>	<b>1,020</b>	<b>951</b>	<b>930</b>	<b>881</b>	<b>851</b>	<b>811</b>	<b>790</b>	<b>756</b>	<b>675</b>	<b>640</b>	<b>620</b>	<b>600</b>	<b>580</b>	<b>560</b>	<b>540</b>	<b>520</b>	<b>500</b>	<b>480</b>	<b>470</b>
<b>Total Disability Compensation Beneficiaries (b)</b>	<b>1,103</b>	<b>1,103</b>	<b>1,070</b>	<b>1,047</b>	<b>1,065</b>	<b>1,064</b>	<b>1,059</b>	<b>1,063</b>	<b>1,088</b>	<b>1,085</b>	<b>1,028</b>	<b>1,010</b>	<b>990</b>	<b>970</b>	<b>960</b>	<b>940</b>	<b>920</b>	<b>900</b>	<b>880</b>	<b>870</b>	<b>850</b>

- (a) - Includes veteran service pensions, dependant service pensions, income support supplement, age pensions, commonwealth seniors health cards and DFISA recipients.
- (b) - Includes disability, war widow, orphan and adequate means of support pensions.



Date of Most Recent Actual Data : 4 Jul 2020